

# Switzerland Lapbook



# Switzerland Lapbook

created by Ami

**Official Name:** The Swiss Confederation

**Capital City:** Bern

**Official Languages:** Many languages are spoken in Switzerland. The majority of people speak German (known as Swiss-German in Switzerland). Other languages spoken include: French, Italian, and an ancient language called Romansch.

**Currency:** Swiss franc

**Climate:** Switzerland's climate is moderate; there isn't any excessive cold, heat, or humidity.

**Population:** For current information, use this website: [Population of Countries](#)

**Comparing Times:** To compare the time in the capital city to the time where you live, use this website: [The World Clock](#)

## **Basic Geography:**

Major Rivers: Rhone, Rhine

Area/Size: 15,940 square miles

Bordering Countries: France, Germany, Austria, Lichtenstein, and Italy

Lakes: Switzerland has 150 lakes.

**Animals in Switzerland:** Your student will need to research these animals in order to complete the mini-books.

**Swiss Inventions:** These items were all invented in Switzerland: shoe with Velcro straps (1948), contact lenses (1877), electric oven (1889), waterproof watch (1926), self-winding watch (1931), and the Swiss army knife.

## **Swiss Food:**

Chocolate: Swiss people love chocolate! Switzerland makes some of the finest chocolate in the world. In 1879 a Swiss inventor name Rudolphe Lindt created smooth chocolate (before this chocolate was gritty like sand). Do you recognize his last name? Can you find some chocolate at the grocery store with the name Lindt? Another Swiss chocolate manufacturer is credited with creating the first milk

chocolate. He did this by combining chocolate with Henri Nestlé's powdered milk. Do you recognize the name Nestlé'?

**Cheese:** The Swiss are also famous for cheese. They make Swiss cheese (of course!) and Gruyere cheese, too. Consider sampling these cheese this week.

**Fondue:** This is Switzerland's most famous dish. You start with a bowl of melted cheese and you put bread, meat, or vegetables on the end of a stick. You dip them into the cheese. You can also do this with a melted bowl of chocolate and use fruit to dip.

**Eierzopf:** This is a sweet braided bread.

**Tirggel:** This sweet is often cut into the shapes of storybook and cartoon characters.

**Sports:** The world's oldest pair of ice skates were found in Switzerland at the bottom of a lake. No one knows where the sport of ice skating began, but it is possible that it was Switzerland. Mountain climbing got its start in the Swiss Alps.

Other sports that are popular in Switzerland include: football (soccer), skiing, ice hockey, schwingen (Alpine wrestling sport), tennis, and hornussen (a combination of golf and baseball).

**Musical Instrument:** Switzerland is known for the alpenhorn. IT was originally used by herders in the Alps to call cows to pasture. It can be up to 20 feet long, and it can be heard as far as eight miles away!

#### **Sources:**

National Geographic Kids

Britannica

*Look What Came from Switzerland* by Miles Harvey

Materials and information on this website may be used for your own personal and school use. **Material may not be shared electronically or be used for resale.**

© Homeschool Share



# Inventions

Glue this piece to the back of the first strip.

**Directions:** Cut out both strips. Glue as indicated.  
Fold like an accordion. Paste the back of the book to  
your lapbook.

# Chocolatiers from Switzerland



---

---

---

---

---

---

---

---

---

---

---

---

---

---

---

---

---

---

---

---

---

---

---

---

---

---


---

---

---

---

**Directions:** Cut on solid lines. Stack pages together with cover on top and staple at the top of the book.




**Cheese**



**Tirggel**

**Directions:** Cut out solid lines. Fold on dotted lines.

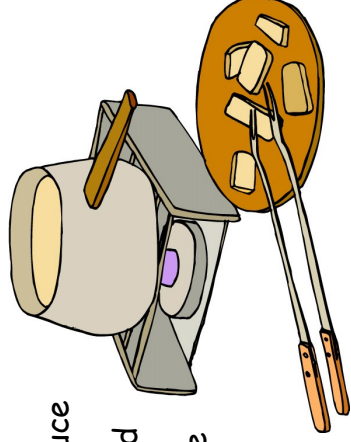


**The Alps**

**Directions:** Cut cards out. Fold in half and glue together. Store in pocket.

## Cheese Fondue

- 2 cups milk
- 1 tablespoon Worcestershire sauce
- 2 teaspoons ground dry mustard
- 1 clove garlic, peeled and crushed
- 3 tablespoons all-purpose flour
- 6 cups shredded Cheddar cheese



In a medium saucepan over low heat, mix together milk, Worcestershire sauce, ground dry mustard, garlic and flour. Heat until almost boiling. Gradually stir in cheddar cheese. Continue heating until all the cheese has melted. Keep the mixture warm and melted in a fondue dish. Serve with pieces of bread or vegetable dippers.

## Chocolate Fondue

- 32 ounces milk chocolate, grated
- 1 1/4 cups heavy cream
- 1 tablespoon instant coffee powder
- 1 teaspoon vanilla extract
- 1 teaspoon white sugar
- 1/3 cup hot water



In a saucepan over medium heat, melt the chocolate with the heavy cream. Mix in the instant coffee, vanilla extract, sugar, and hot water. Continue to heat, stirring frequently, until the mixture is smooth. Serve with apple slices, strawberries, banana slices, pretzels, graham crackers, or angel food cake cubes.  
It's fun to serve fruits and cake on skewers for easier dipping.

**Directions:** Cut pocket out as one piece. Fold back up. Wrap flaps around the back and glue down. Store recipe cards in pocket. If desired, find more recipes and add them!

# Recipes from Switzerland





**Directions:** Print on cardstock. Cut shapes out. Write one language on each piece. Stack together with cover on top and secure with a brad.

Languages Spoken in  
**Switzerland**

○

# Book Review

Title: Heidi


Author:

Copyright Date:

Number of Pages:



**Book Rating** (color the stars to indicate rating)



**Directions:** Cut the book report form out as one piece. Read the book and complete the page. Paste the back to your lapbook.

# Book Review

Title: The Swiss Family Robinson


Author: \_\_\_\_\_

Copyright Date: \_\_\_\_\_

Number of Pages: \_\_\_\_\_  
\_\_\_\_\_

.....

**Book Rating** (color the stars to indicate rating)



**Directions:** Cut the book report form out as one piece. Read the book and complete the page. Paste the back to your lapbook.

# Book Review

Title: The Apple and the Arrow


Author: \_\_\_\_\_

Copyright Date: \_\_\_\_\_

Number of Pages: \_\_\_\_\_

.....

**Book Rating** (color the stars to indicate rating)



What is an

**Alpenhorn?**



# Animals from Switzerland



**Swiss Hound**

**St. Bernard**

**Brown Swiss Cow**

Cut out rectangles. Stack together (smallest to largest) with cover on top and staple.

**Area**



**Countries  
that border  
Switzerland**

**Major Rivers**



**Number of  
Lakes in  
Switzerland**

**Capital City**

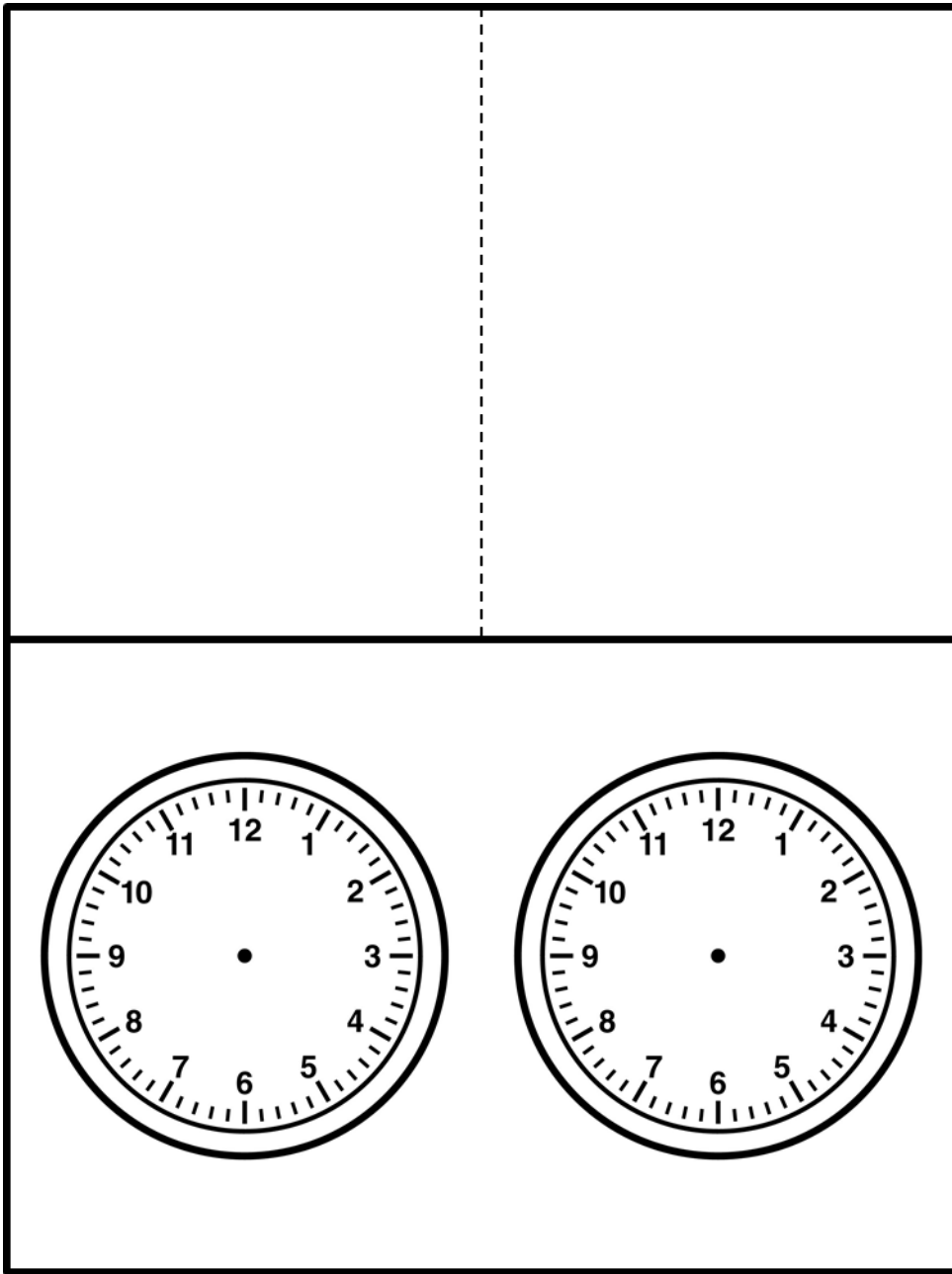


**Directions:** Cut on solid lines. Fold on dotted. Record definitions under the flaps.

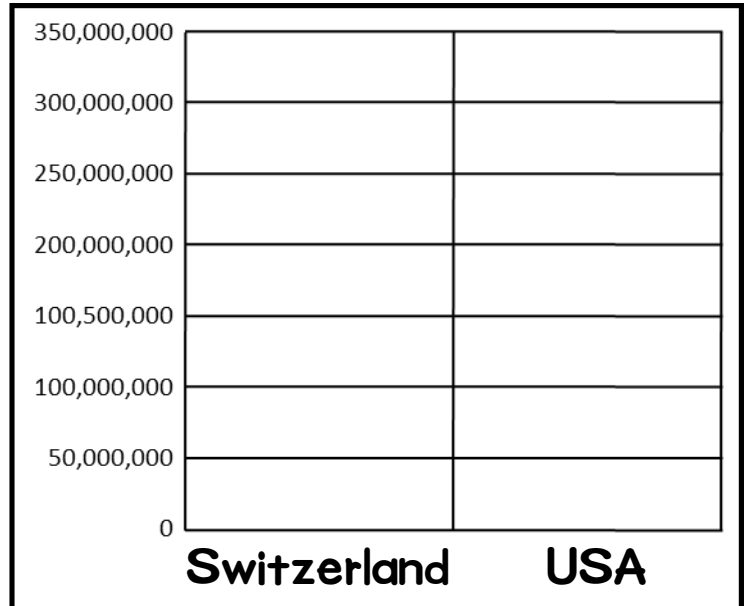
Cut book out as one piece. Fold in half. Open. Cut slit to form to flaps. Cut out cover pieces and paste them to the fronts of the flaps. In the blank, write the name of your city. Complete the clocks to show the current times (corresponding to the cities on the flaps).

**What  
time is  
it in  
Bern?**

**What  
time is  
it in  
\_\_\_\_\_?**



# Sports




# Population

Cut on solid lines. Fold like a matchbook, using the dotted lines as your guides.



# Climate



# Currency




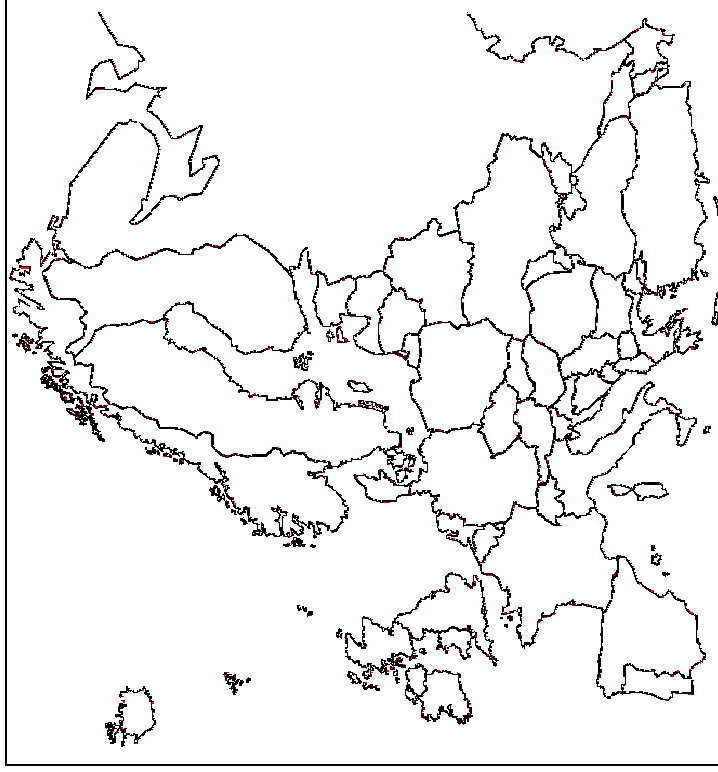
Cut on solid lines. Fold like a matchbook, using the dotted lines as your guides.

Cut out shutter book and map on solid lines.  
Fold shutter book on dotted lines so that words are on cover.  
Glue map into book under shutters.

Is  
Switzerland?


Where  
in  
the  
World...





On what continent is Switzerland located?

Locate Switzerland and color it in.



Cut "Flag of \_\_\_\_\_" book out as one piece. Fold in half. Cut out flag. Color. Paste inside book. Older students may want to write a few flag facts in the book as well.



## Terms of Use:

This product may be used for your own classroom or personal use. It may not be shared as a pdf file, on the web, or in any other way.

© Homeschool Share

## Country Lapbooks Copyright Thanks:



[Discovery Education](#)

[Clipart.com](#)

