


# STEWARDSHIP LAPBOOK



# STEWARDSHIP LAPBOOK

## 1. Definition File Folder

Use this file folder to record a definition of the word.

## 2. Ways to Take Care of My Things Fan

Write examples of ways you can take care of your belongings.

## 3. Stewardship Who's Who?

Read through and discuss the scenarios. Have your student sort them into pockets.

## 4. Everything I Have Matchbook

Who really owns our time, talent, possessions, and money? God does!

## 5. Word Search


## 6. Bible Verse Cards

Print the cards and store in the pocket. If desired, use the cards for copywork.

## TERMS OF USE

This product may be used for your own classroom or personal use. It may not be shared as a pdf file, on the web, or in any other way. It should not be recreated or duplicated. © [www.homeschoolshare.com](http://www.homeschoolshare.com)

## CLIPART AND FONT CREDITS



# Stewardship

## Bible Verses

Verses to read, discuss, and memorize with your students:

Luke 12:48

Genesis 2:15

I Corinthians 4:2

I Peter 4:10


Matthew 12:46

Romans 14:12

## Definitions

- the careful and responsible management of something entrusted to one's care
- humans are responsible for the world, and should take care of it

# WHAT IS STEWARDSHIP?



**Directions:** Cut book out on solid lines; fold on dotted lines. On the inside of the book, write the definition. Your students can also write what the character quality means in their own words, if desired.

A circular card with a small circle at the top for a fastener. It contains four horizontal lines for writing, spaced evenly. The card has a solid black line at the bottom for cutting.A circular card with a small circle at the top for a fastener. It contains four horizontal lines for writing, spaced evenly. The card has a solid black line at the bottom for cutting.A circular card with a small circle at the top for a fastener. It contains four horizontal lines for writing, spaced evenly. The card has a solid black line at the bottom for cutting.

PRINT ON CARDSTOCK. Cut each piece out on the solid black lines.

Attach with brass fastener where indicated.

STEWARDSHIP



WRONG



RIGHT



After a fun bike ride, Caleb parked his bike by the fence instead of putting it in the garage.	Shelly helped her mom take labels off of cans so they could put them in the plastic recycling bin.
Nelly picked up her room and put her toys in their proper places without being asked.	Frank spent all his birthday money on chocolate and candy.
Ezra earned \$10 for raking leaves in his neighborhood. He put \$1 in the offering at church on Sunday.	Vanessa received \$15 for her birthday. She put \$5 in the offering at church, \$5 in the bank, and she spent \$5 on a new baby doll.
Marcus and Jana picked up the trash in their yard.	John played so rough with his train set that he broke two wheels off of one of the trains. He also left some tracks outside. A few weeks later, when he remembered to go back and get them, they were moldy and ruined.

Cut the book out in one piece (along the solid outer lines). Cut the sentence strips out along the solid outer lines.

Fold the short edge of the book up along the dotted line so that the text is to the outside. Attach the pocket to the main portion of the book (on the right and left sides). Fold the "right" portion of the book over along the dotted line so that the pocket is on the inside. Do the same with the "wrong" portion of the book. The center pocket allows your student a storage spot so he can play this "game" again.

Cut book out. Fold on lines (matchbook style). Paste the horse inside the book.






# STEWARDSHIP WORD SEARCH



Directions: Cut on dotted lines. After word find is completed, fold in half. Cut out cover piece and paste on front.

B	E	T	I	M	E	Y	C	G	I	V	E	Y
C	A	R	E	F	A	I	T	H	F	U	L	A
H	D	K	A	L	L	I	D	G	I	F	T	A
E	J	H	T	Z	I	K	G	H	S	L	S	T
E	D	O	R	S	G	H	O	D	S	E	D	N
R	S	E	E	D	H	G	P	D	D	Y	I	E
F	P	E	A	S	T	D	L	A	G	S	S	T
U	A	Q	S	S	E	T	A	L	E	N	T	O
L	S	S	U	T	D	A	H	G	F	N	H	Y
N	D	E	R	O	P	J	Y	I	D	T	C	E
U	C	H	E	E	R	F	U	F	C	E	R	N
S	A	D	G	T	R	E	M	T	B	V	C	O
E	D	E	I	A	E	L	P	A	W	R	I	M



*Words to Find*

TIME TALENT MONEY  
USE CARE TREASURE  
FAITHFUL GIFT GIVE

### 1 Corinthians 4:2

Now it is required that those who have been given a trust must prove faithful.




### 1 Peter 4:10

Each one should use whatever gift he has received to serve others, faithfully administering God's grace in its various forms.



### Romans 14:12

So then, each of us will give an account of himself to God.




### Matthew 12:36

But I tell you that men will have to give account on the day of judgment for every careless word they have spoken.



Cut pocket out as one piece. Fold back up. Wrap flaps around the back and glue down.



[illegible]

---

---

---

---

Handwriting practice lines consisting of solid top and bottom lines with a dashed middle line. There are five sets of these lines.



Handwriting practice lines consisting of solid top and bottom lines with a dashed middle line. There are three sets of these lines.