

SPAIN

Lapbook



Spain Lapbook

created by Ami

Official Name: Kingdom of Spain

Size: 195,124 square miles

Capital: Madrid

Official Language: Spanish

Agricultural Products:

Spain produces grain, vegetables, olives, wine grapes, sugar beets, citrus, beef, pork, poultry, dairy products, and fish.

Major Industries: Major industries in Spain include textiles and apparel, food and beverages, metals, chemicals, shipbuilding, automobiles, machine tools, tourism, clay products, footwear, pharmaceuticals, and medical equipment.

Currency: Euro

Climate: Spain's climate includes cold winters, hot summers in the inland and more temperate seasons along the coast.

Major Religion: 94% Roman Catholic, 6% other

Population: For current information, use this website: [Population of Countries](#)

Comparing Times: To compare the time in the capital city to the time where you live, use this website: [The World Clock](#)

Native Lingo: Here are a few words in Spanish.

good morning = buenos dias (BWAY-nohs DEE-ahs)

goodbye = adios (ah-dee-OHS)

bull= toro (TOE-roh)

cat= gato (GAH-toe)

dance= baile (BYE-lay)

dog= perro (PAY-roh)

horse= caballo (ka-BYE-yoh)

pen= pluma (PLOO-mah)

soup= sopa (SOH-pah)

sport= juego (HWAY-goh)

tomato= tomate (toe-MAHT-tay)

Animals in Spain: Your student will need to research these animals in order to complete the mini-books.

Food: Look at the recipes together. Would you like to try making one this week?

Tapas are enjoyed by people in Spain. They are small plates of foods that like snacks or samples. Popular types of tapas include: marinated meats, grilled meats, olives, and croquettes (small pastries filled with meat). Consider creating some tapas with your students.

Customs: Afternoons are hot in Spain, so people take a break from work to eat and sometimes nap. This is one of the oldest customs in Spain and is known as the **siesta**.

People in Spain take a **paseo** in the late afternoon. It is a nice, relaxed walk with family and friends.

Sports:

For thousands of years, **bullfighting** has been a popular sport in Spain. Bullfights are called *corridas*. The *matador* is the main challenger against the bull, and he wears a colorful costume with a black hat. The matador has a red cape and tries to get the bull to charge him. At the end of the contest, the matador uses a sword to kill the bull.

Jai alai was invented in Spain thousands of years ago. It is played on a court and players use curved wicker baskets to fling a ball against a wall. You may want to find a video of this game to show your student.

Football (soccer) is also wildly popular.

Special Days:

People in Spain love to celebrate, and they have lots of parades, festivals, and holidays. One of the most famous festivals is the **running of the bulls**.

In July, on St. Fermín's Day, in the town of Pamplona, bulls are let loose to run in the streets. People run in front of the bulls or alongside them. It is exiting, but it is also dangerous.

Other holidays and events to explore: tomato-throwing festival, Easter, the Feast of Saint James, All Saints' Day, Christmas, and Epiphany.

Sources:

Time for Kids

Look What Came from Spain by Kevin Davis

Materials and information on this website may be used for your own personal and school use. **Material may not be shared electronically or be used for resale.**

© Homeschool Share

Heat 2 tablespoons oil in a large, nonstick skillet over medium-low heat. Fry potatoes and onion in oil for about 15 minutes. Stir in sausage. Cook for five more minutes, or until potatoes are soft and lightly browned and meat is cooked. Season with salt and pepper to taste. Beat eggs together in a large bowl. Pour potato and onion mixture into eggs, and mix together. Heat 1 tablespoon oil in a large skillet over medium-low heat. Carefully spread mixture evenly over the bottom of the pan. Cook without stirring for about 10 minutes. Then place a large plate over the pan, flip the pan to transfer the eggs onto the plate. Cooked side should be golden brown. Carefully slide tortilla back into pan, and cook the other side for 5 to 10 minutes.



3 tablespoons olive oil
4 large potatoes, peeled and cubed
1 white onion, chopped
1/2 pound sausage
5 eggs

Tortilla Espanola

Chop the herbs and mash with the spices and tomatoes. Add oil slowly. Add lemon juice. Add 3 cups of cold water. Season and sprinkle with bread crumbs. Put in the refrigerator for 4 hours before serving. Enjoy!



1 tablespoon chives, fresh
1 tablespoon chervil, fresh
1 tablespoon parsley, fresh
1 tablespoon basil, fresh
1 tablespoon marjoram, fresh
1 garlic clove
1 pepper, bell

2 tomatoes, peeled and seeded
4 ounces olive oil
1 cup cucumber, diced
1 lemon, juiced
onion, mild, sliced thin
salt and pepper
1/2 cup bread crumbs

Gazpacho

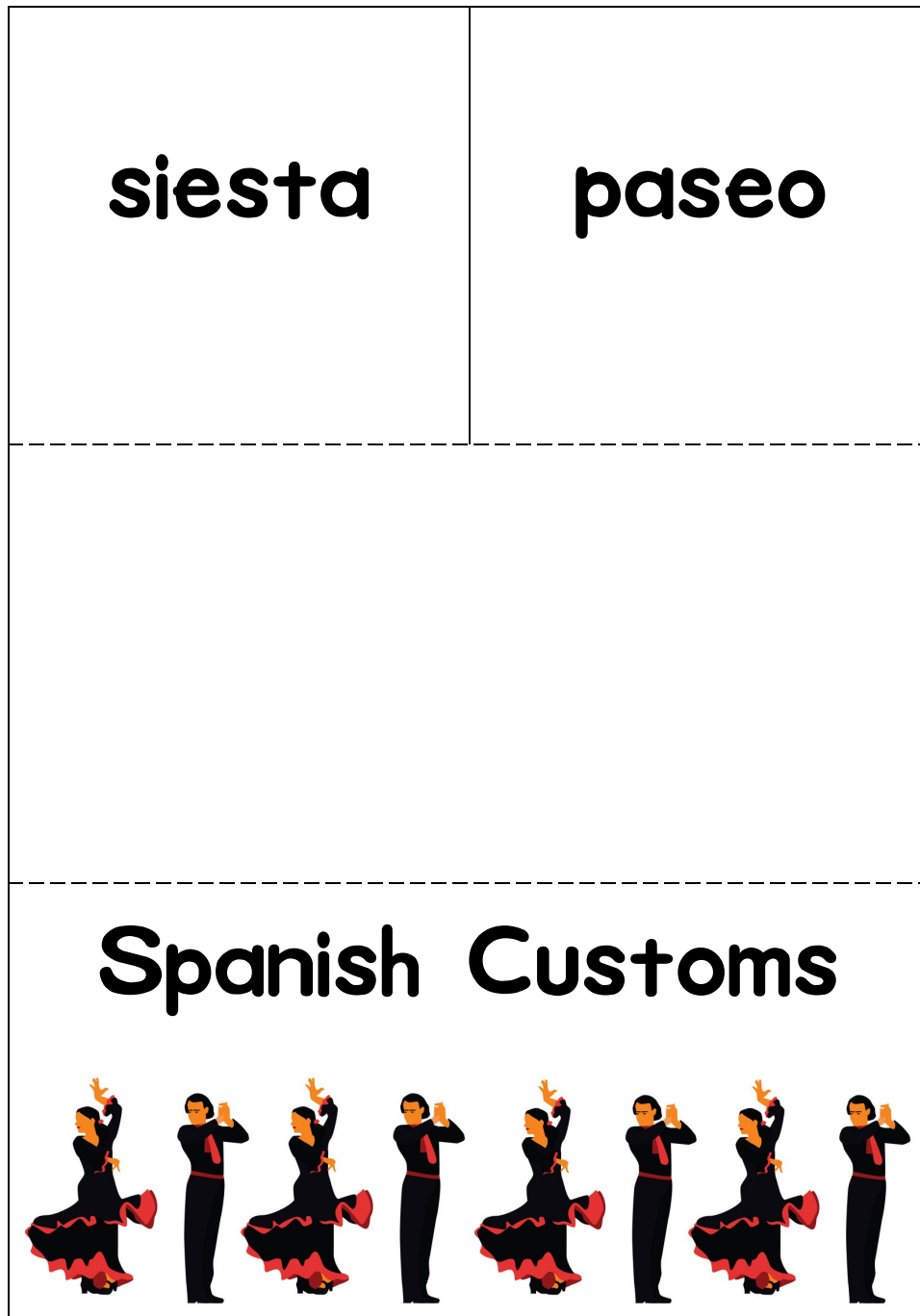
Cut cards out. Fold in half and glue together. Store in pocket.

Cut pocket out as one piece. Fold back up. Wrap flaps around the back and glue down. Store recipe cards in pocket. If desired, find more Spanish recipes and add them!


Recipes from Spain



Directions: Cut book out as one piece. Fold top under. Fold bottom under. Open book. Cut on solid black line to form two flaps. Refold so that the cover is on the front.



Bullfighting






Jai Alai



Directions: Cut on solid lines. Fold each book like a matchbook, using the dotted lines as your guides.

© Homeschool Share

Spanish Lynx image used with permission. (c) Programa de Conservación Ex-situ del Lince Ibérico www.lynxessitu.es
Imperial eagle photo courtesy Antonio Lucio Carrasco Gómez

| | |
|--|---|
| |  <p>Merino Sheep</p> |
| |  <p>Spanish Lynx</p> |
| |  <p>Imperial Eagle</p> |


Directions: Cut books out and fold them in half. Write information about the animals from Spain inside the books.

peninsula



Cut on solid lines. Fold on dotted. Record definitions under the flaps.

strait




The Strait of Gibraltar separates Spain from the continent of Africa.
What is a strait?

plateau



inlets




coast



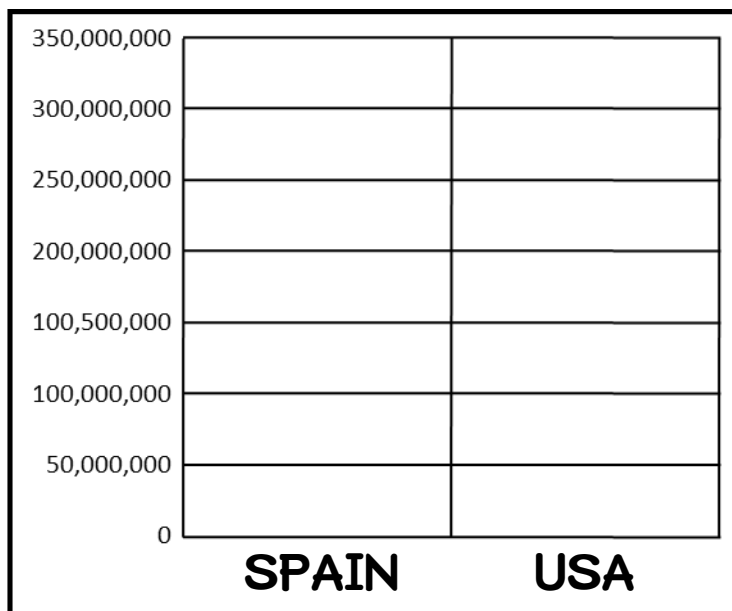
Use this chart with the “How do you say . . . ?” page in *Look What Came from Spain*.

| English | Spanish | Pronunciation |
|--------------|---------|---------------|
| good morning | | |
| goodbye | | |
| bull | | |
| cat | | |
| dance | | |
| dog | | |
| horse | | |
| pen | | |
| soup | | |
| sport | | |
| tomato | | |

Cut book out as one piece. Fold in half. Open. Cut slit to form to flaps. Cut out cover pieces and paste them to the fronts of the flaps. In the blank, write the name of your city. Complete the clocks to show the current times (corresponding to the cities on the flaps).

| | |
|---|---|
| <p>What time is it in Madrid?</p> | <p>What time is it in _____?</p> |
|  | |

Directions: Cut out each book as one piece. Fold in half. Paste the graph inside the population book.




What are Tapas?



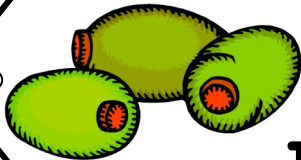

Image courtesy Tamorlan





Directions: Cut out each book as one piece. Fold in half. Write the appropriate information inside each book.



Directions: Print on cardstock. Cut each piece out. Stack together with cover on top and secure with a brass brad.

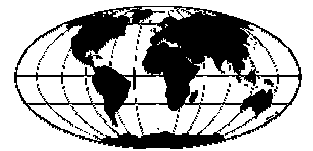
 **Products
and
Industries** 

Cut out books and fold in half.



Is
Spain?

Where
in
the
World. . .



What continent is Spain on?

Find Spain on the map and color it in.

Cut out shutter book and map on solid lines.
Fold shutter book on dotted lines so that words
are on cover. Glue map into book under shutters.



Spain

Flag of
SPAIN

www.homeschoolshare.com

Cut "Flag of _____" book out as one piece. Fold in half. Cut out flag. Color. Paste inside book. Older students may want to write a few flag facts in the book as well.



Terms of Use:

This product may be used for your own classroom or personal use. It may not be shared as a pdf file, on the web, or in any other way.

© Homeschool Share

Country Lapbooks Copyright Thanks:



[Discovery Education](#)

Clipart.com

