

The Sneetches

Social Studies: Human Relationships- Prejudice

Discuss prejudice with your student. The star is a symbol of superiority. It's so silly to judge people by their outward appearance! What does the Bible say about this? Read I Samuel 16:7. Does God judge by the outward appearance? How should we decide whether or not we want to be friends with someone? Based on their looks? Based on whether or not they have nice things?

Materialism

You might also want to discuss materialism and the temptation to think that someone else has it better because they have something you do not. What really matters is NOT what we have, but who we are.

Rhyming Flap Books

The Sneetches is told in rhyme. Discuss rhyme with your student.

This file contains six flap books. You will find two books and then the images that go with those two books. This pattern repeats throughout the file.

Print the books (cardstock will be more durable, but it is not a necessity). Cut on the solid lines. Fold flaps forward using the dotted lines as your guide.

Instruct student to color, cut out, and paste images under the appropriate flaps.

Use the books to practice reading and rhyming.

Math: Story Problems (older student)

1. Sylvester McBean charged \$3 to put a star on a belly. How much did he make if he put stars on 35 Sneetches?
2. Later, McBean charged \$10 to take stars off bellies. How much did he make if he took off 45 stars?
3. How much did McBean make total?

Language Arts: Book Connection

Read and discuss *You are Special* by Max Lucado. How is God like the woodcarver? How are we like Punchinello? How does this book remind your student of *The Sneetches*?

Reading: Star Smash!

Laminate the stars and cut out using the lines as your guides. Write words, letters, or blends (depending on your student's ability) on each star with a dry-erase marker. Place the cards on the table (face up) with some shaving cream under each card. Point to a card. If your student can read the word (or sound out the letter or blend), he gets to SMASH the star! He should hit it (hard) and let the shaving cream fly! FUN!

Math: Sorting

The Sneetches were sorted into two groups. Teach your child how to sort and classify using the food cards. How many different ways can they be sorted? (healthy/unhealthy, food groups, food I like/food I don't like, etc.)

Copywork

Ask your student to copy this passage of wisdom from the book:

*But McBean was quite wrong. I'm quite happy to say
That the Sneetches got really quite smart on that day,
The day they decided that Sneetches are Sneetches
And no kind of Sneetch is the best on the beaches.*

Just for Fun

If you have the ability and the time of year is right, have a bonfire complete with hotdogs and marshmallows to roast. Be sure to invite some friends or neighbors over to enjoy it (even if they don't have stars on their bellies!)

Short A Rhyming Words

jab

bag

nap

cab

tag

tap

Short E Rhyming Words

hen

ten

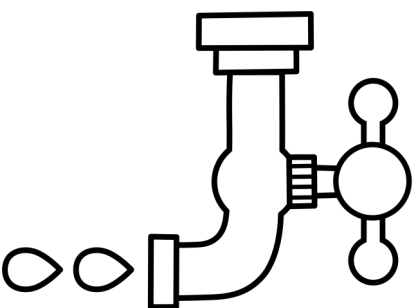
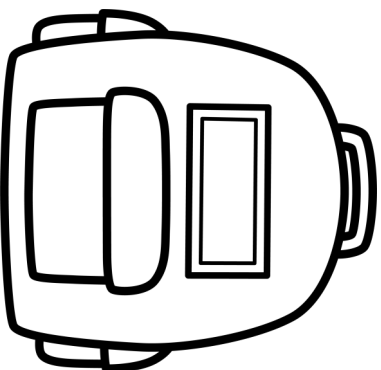
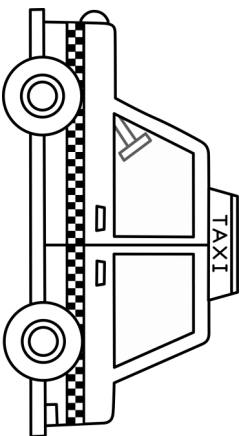

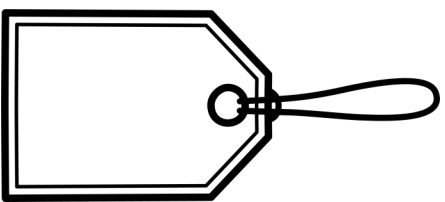

get

pet




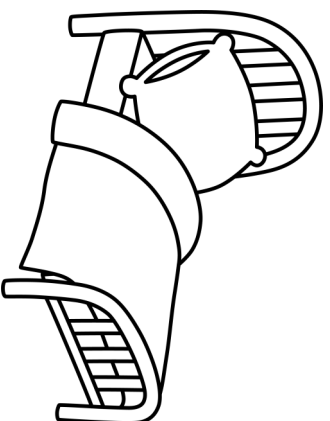
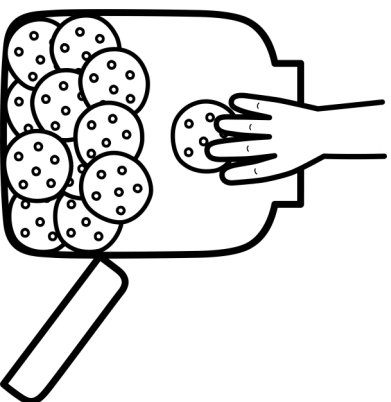

bed

wed

Short A Rhyming Words



Short E Rhyming Words



kid

lid

sit

lit

mix

six

Short O Rhyming Words

pot

jot

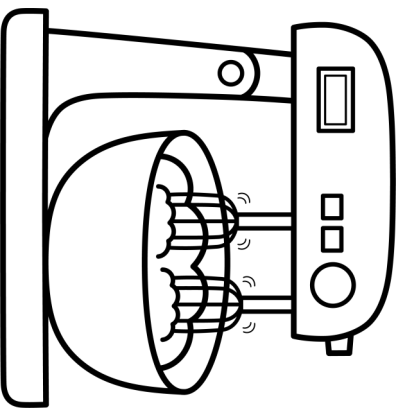

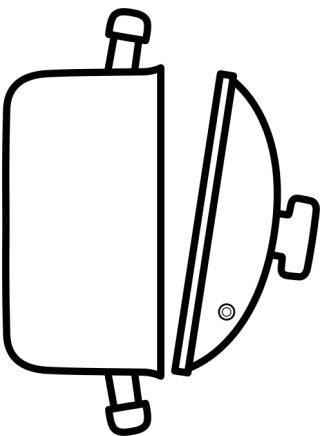
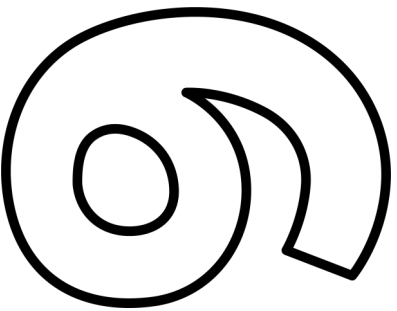
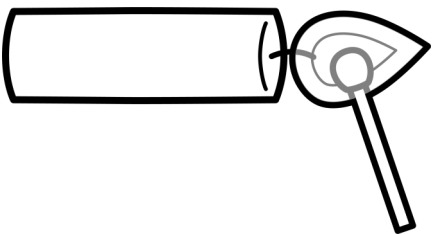

fox

box





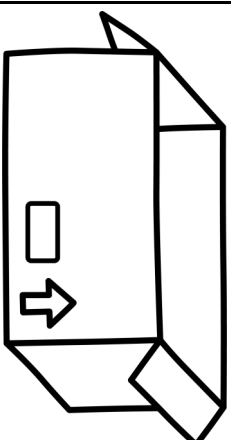

jog

dog

Short I Rhyming Words



Short O Rhyming Words



Short U Rhyming Words

cub

rub

run

sun

hut

nut

star

cow

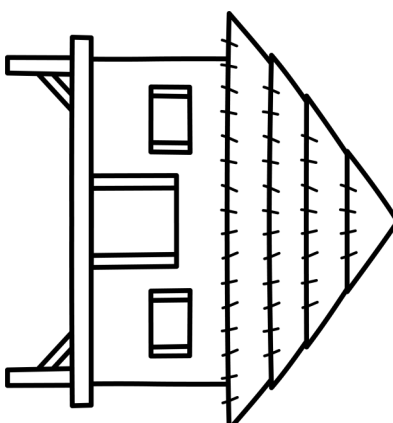
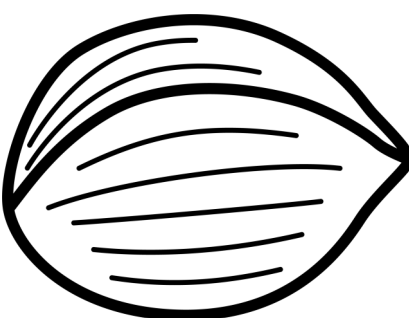




old

bar


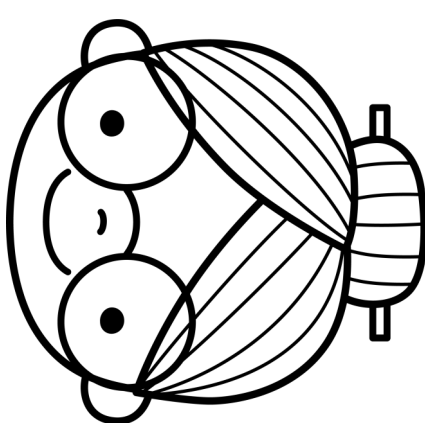




wow

cold

Short U Rhyming Words









Harder Rhyming Words










Star Smash!




Sorting Cards



Sorting Cards



WORDS TO FIND



Sneetch

ball

stars

wink

beach

all

cars

think

S	T	H	I	N	K	G
N	A	B	A	L	L	F
E	D	H	K	S	B	K
E	E	I	M	R	E	N
C	A	R	S	A	A	I
H	L	B	O	T	C	W
C	L	J	L	S	H	N

Dr. Seuss ideas and printables prepared by Candace Crabtree, Ami Brainerd, Michelle Light, and Linda Mabe

Terms of Use

This product may be used for your own classroom or personal use. It may not be shared as a pdf file, on the web, or in any other way. It should not be recreated or duplicated. © www.homeschoolshare.com

Dr. Seuss Printables Clipart Credits:

