


# Reptile Rascals



# Reptile Rascals Printables

## **Page 3: Two Snakes the Same (visual discrimination)**

## **Page 4: Help the Reptiles Find Their Food (fine motor, science)**

Laminate this page, if desired. Ask your student to use a dry erase marker and to trace the path of the reptile to its food. Discuss different foods that reptiles eat or read a book about reptile diets.

## **Page 5: Pattern Pieces**

Print on cardstock and laminate, if desired. Using the pieces, start some patterns on your table; let your student finish them. What patterns can she make on her own? Store pieces in an envelope. If you are making a notebook, you can glue the envelope to a page in your notebook.

## **Page 6: What I Know About Reptiles (recalling information, science, oral communication)**

Mom can type right on this page! At the end of your reptile study, ask your student what he has learned. Record the information on this page and put it in his notebook.

## **Pages 7: My Snake Story (creative thinking, storytelling, literacy)**

Mom can type right on this page! Let your child dictate his snake story to you while you type. This makes story writing easy for young children. They can write a great story without having to worry about handwriting, spelling, punctuation, etc. Kids usually write better stories when someone scribes for them. (Only use page 9 if you need it.)

## **Pages 8-13: Counting Spots Matching Game (counting, number recognition 0-15, number-numeral relationship)**

Cut out the cards. Let your student match the number card to the snake with the corresponding number of spots. If desired, you could use these cards to play a Memory style game.

## **Pages 14-19: Counting Reptiles Mini-book (literacy, counting, learning reptile names, fine motor skills)**

Use the I See Reptiles mini-book to reinforce counting 1-10. This book will also help your student learn the names of various reptiles.

## **Page 20: I Can Color Reptiles (science, classification of living things)**


After you've read lots of reptile books and your student has discovered what a reptile is, color the reptiles on the page. Hint: frogs, toads, and salamanders are not reptiles; they are amphibians.

## **Page 21: Reptile BINGO! (observation, science)**





Go to the pet shop or zoo and take a bingo dauber and this BINGO page with you. Let your student dot each reptile he finds. Ask the pet shop or zoo for a snake skin. Take it home and let your student examine it with a magnifying glass.

## **Pages 22-24: Poem (literacy, memorization, phonics)**

Read the poem together and memorize it, if desired. Use letter magnets to build the words from the poem.


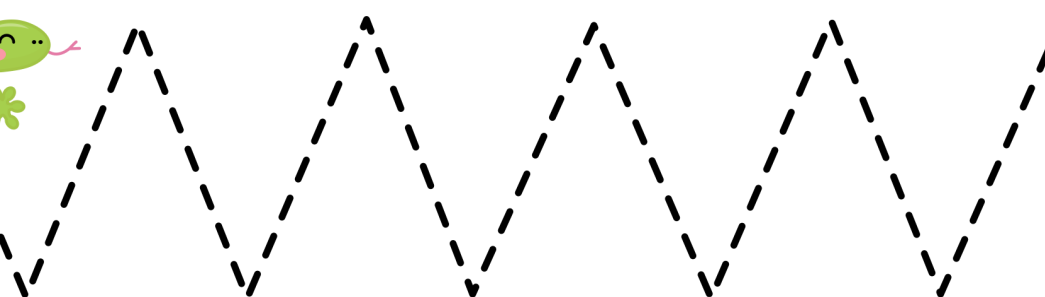
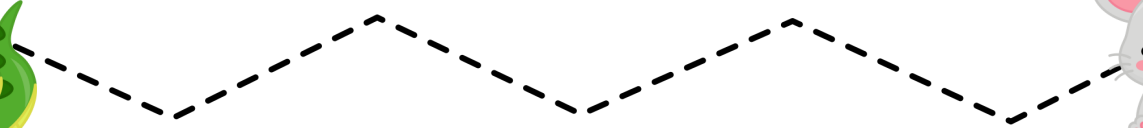



Can you find two more snakes on  
this page that look just like me?  
Please circle both of them.




# Tracing Lines

Help the reptiles find their food!



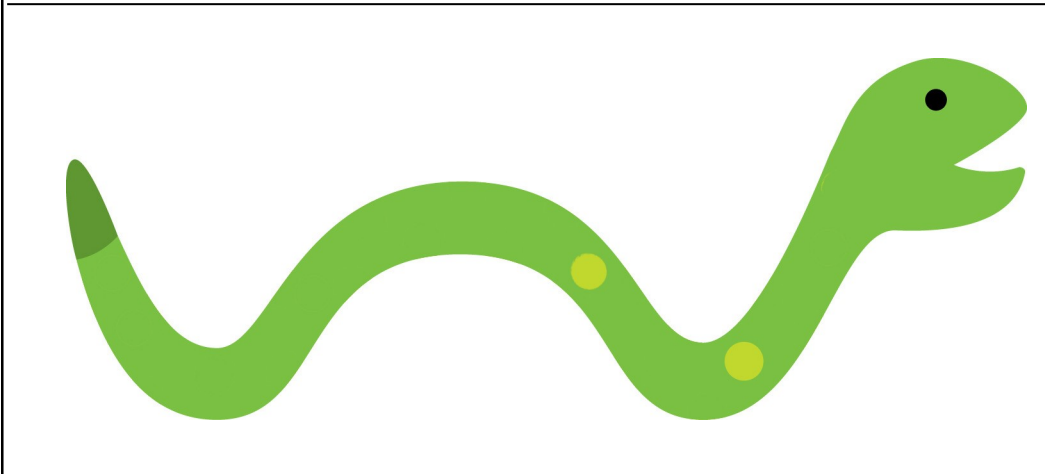





# What I Know About Reptiles





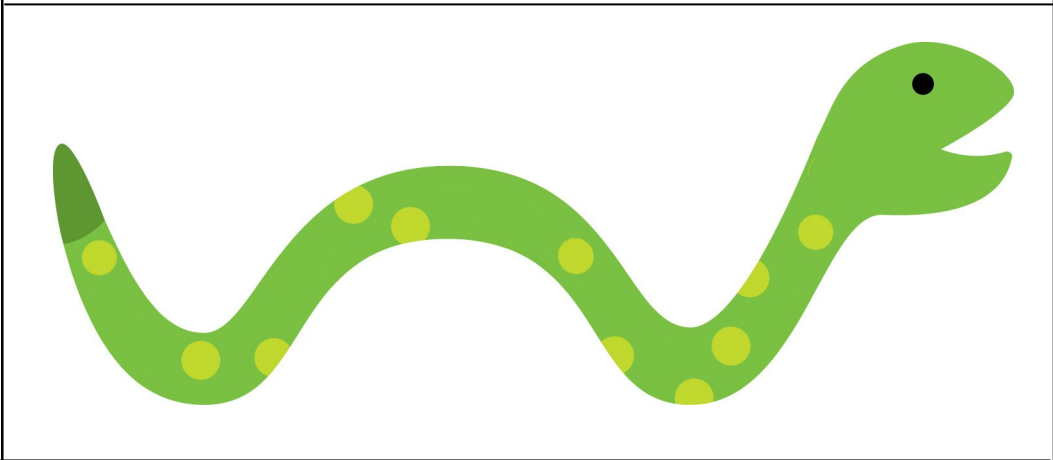





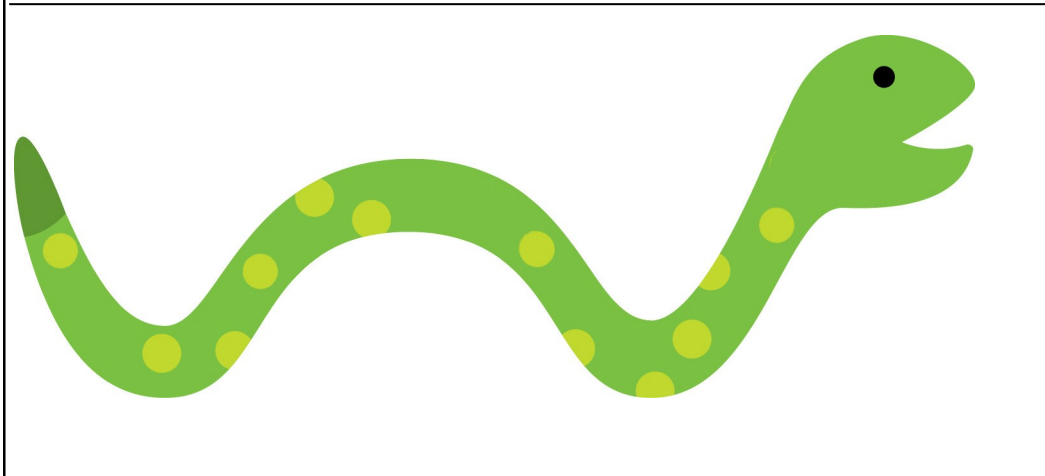
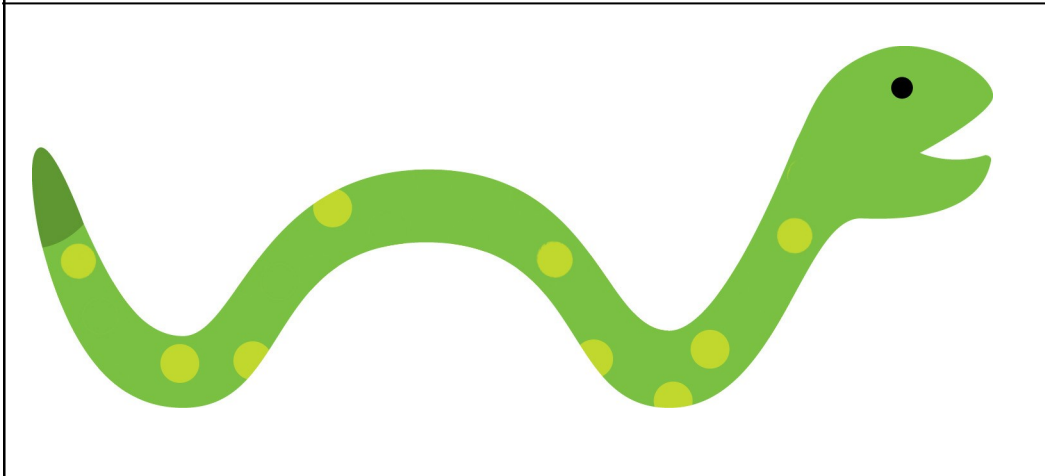

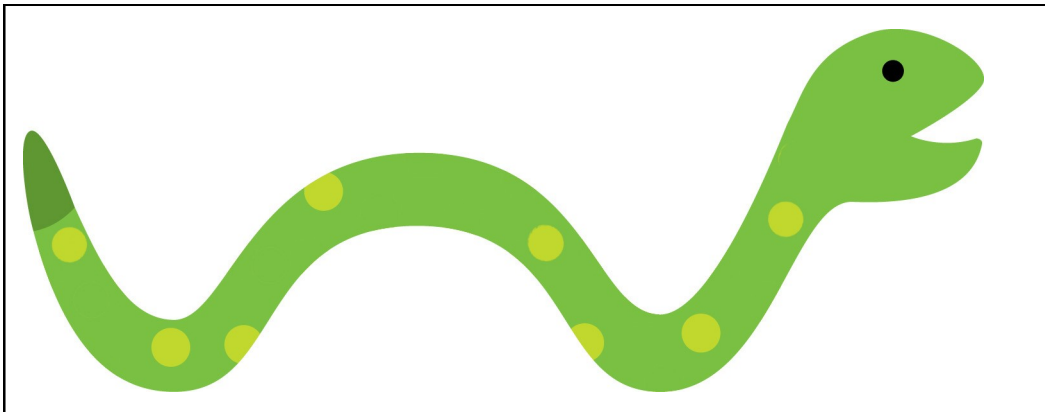
# My Snake Story











**15**      **fifteen**

**14**      **fourteen**

**13**      **thirteen**

**12**      **twelve**

**ten**

**10**

**eleven**

**11**

**q**

**nine**

**8**

**eight**

**7**

**seven**

**6**

**six**

**four**

**4**

**five**

**5**

**3**

**three**

**2**

**two**

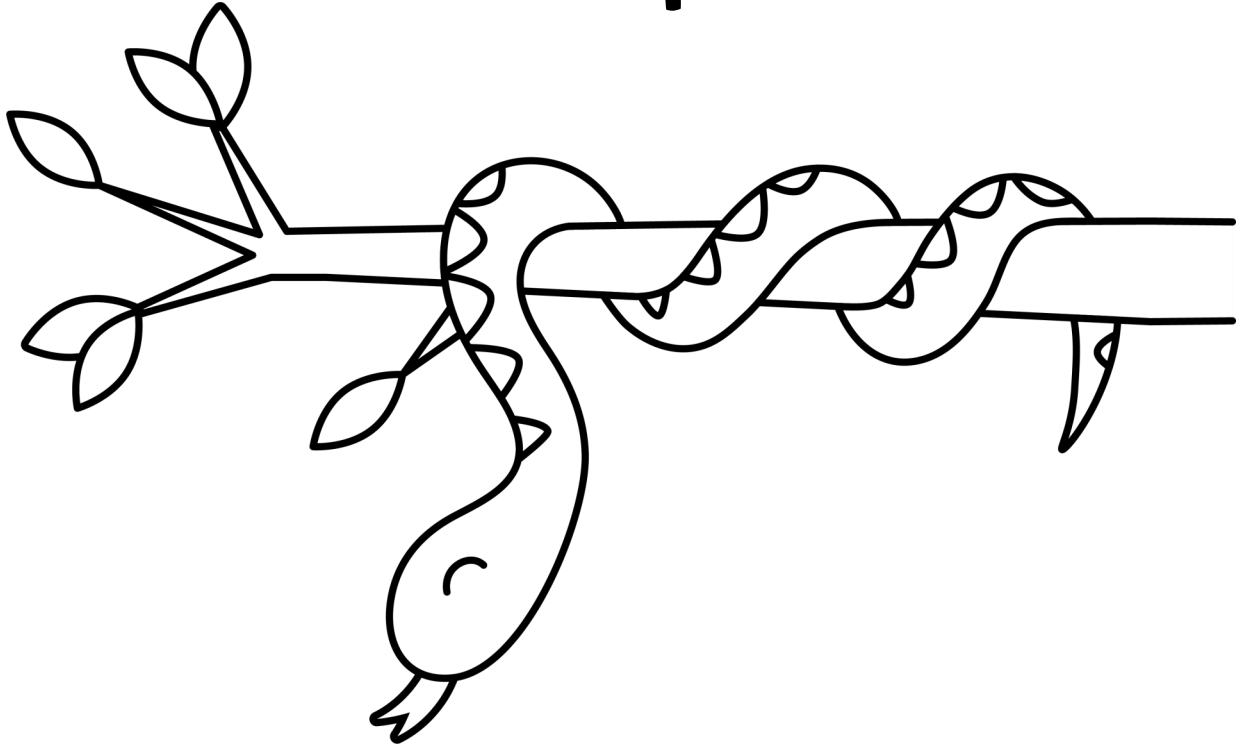
**1**

**one**

**0**


**zero**

# I See Reptiles




---


I see one crocodile.







I see two sea turtles.



I see three chameleons.








I see four iguanas.









---

I see five Komodo dragons.












I see six pythons.




---


I see seven tortoises.




I see eight geckos.



I see nine cobras.




# I see ten reptiles.




# I Can Color Reptiles


Color the reptiles. Put an X on the amphibians.




tortoise




snake




salamander




crocodile




iguana




gecko



toad




sea turtle



chameleon



cobra






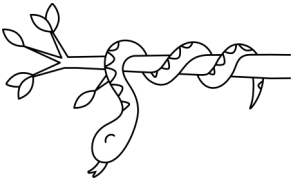






Komodo dragon




Frog

# REPTILE BINGO

a brown reptile	a sleeping reptile 	a reptile with stripes 	a reptile that can change colors
a reptile with legs 	a reptile with a shell 	a black reptile 	a reptile that is trying to hide
a reptile that can slither 	a small reptile	a reptile I would like for a pet	a spotted reptile 
a green reptile 	a reptile that can swim 	a reptile that loses its tail 	a reptile I would not like for a pet

How doth the little crocodile  
Improve his shining tail,  
And pour the waters of the Nile  
On every golden scale!  
How cheerfully he seems to grin,  
How neatly spreads his claws,  
And welcomes little fishes in  
With gently smiling jaws!



FISH

OF

THE

IN

TAIL

HE

WITH

TO

HIS

AND

FISH

OF

THE

IN

TAIL

HE

WITH

TO

HIS

AND



## Terms of Use

This product may be used for your own classroom or personal use. It may not be shared as a pdf file, on the web, or in any other way. It should not be recreated or duplicated. © www.homeschoolshare.com

## Clipart and Font Credits

[Goodness & Fun](#)

