



Parrot Lapbook

Parrot Lessons and Research

Parrots are known for their brightly colored feathers, hooked beaks, and intelligence. The parrot family includes more than 350 species of parrots, parakeets, lorries, lorikeets, cockatoos, and macaws.

Range

Where in the world do parrots live?

Parrots are mainly found in the warm, tropical places of the world, although some do live in cold climates. They can be found in all of South America, New Zealand, and Australia, the majority of North and South Africa, and even in the mountains of Afghanistan.

Look for a map online that will show you the range of where parrots live.

→ Complete Parrot Map

Parrot Anatomy

Hooked Beaks

A trait all parrots have in common is a hooked, curved beak. They have different shapes and sizes for each parrot that are meant to help them eat different types of food. Some parrots have bills that are thick and tough to help them break apart and eat nuts. Other parrots have longer beaks that can be used like little shovels to dig up small plants. Some parrots have sharp, pointed bills to scrape plant pods of their seeds. Finally, other parrots drink nectar and eat pollen out of flowers, so their beaks are smaller and weaker from being unused.

→ Complete Beaks Envelope Fold Book

Parrot Tails

When compared to other species of birds, parrots have some of the most amazing tails. They come in all sorts of different shapes and sizes, from short and stout, pointed and long, wide and outstretched, to a combination of any of the traits mentioned.

→ Complete Tails Simple Fold

How Are Parrots Designed for the Tropical Forest?

Parrots have three specific three methods for living in the tropical forests: camouflage, strong feet, and strong muscles.

Camouflage: Parrots are vibrant and very colorful, but even though they may seem obvious to spot, they blend in with the bright leaves, fruits and flowers dotted in the tropical forests, confusing their predators and keeping the birds safe and camouflaged.

Muscles: Parrots have stout bodies and are actually very heavy when compared to other birds. Although their bones are hollow, they need strong muscles for flying and climbing around from tree to tree.

Feet: They also have strong feet, with four toes that can grab and carry fruits and nuts similar to how humans do. Two of their toes point forward, and two of their toes point backward.

Their feet and legs are so strong, parrots can use one foot to grab ahold of a branch and hang upside down, while eating a snack of seeds with the other at the same time.

→ Complete Designed for the Tropical Forest Side by Side

Parrot Nests

Parrots make their homes in different types of nests. Some like to live in **cactuses** when trees are hard to find, others use the **ground** and find little crevices and cracks in rocks to make a home. Some live inside **hollow spots in trees** while others find sticks and twigs to **build a nest in tree branches**. A few species of parrots like to **dig into termite mounds** to make their nests.

→ Complete Parrot Nests Fan

Parrot Parents

Baby parrots are dependent on their parents when they hatch. Babies don't have many feathers, and their eyes don't open until they are two weeks old. Mothers stay with the baby birds while fathers go out and hunt for food for the family.

→ Complete Parrot Parents Matchbook

Parrots as Pets

Parrots are beautiful creatures and can spice up your homes as a pet. They can keep you company by talking to you and they're pretty to look at, but be warned, they can be really hard to take care of. Parrots are loud, messy with their food, and some even like to take a stab at your hands to see if they can crack them open like a nut. Parrots are also expensive – some cost up to and more than \$5,000.

→ Complete Parrots as Pets Pros/Cons Matchbook

Parrot Lifespan

Parrots live for a long time when compared to other animals, and bigger parrots can live as long as a human. In captivity, Cockatoos have been known to live as long as 70 years and even older! Picture your grandma next time you go to the zoo and see a parrot.

→ Complete Parrot Lifespan Matchbook

Endangered Parrots

Sadly, parrots are in danger. People capture parrots to smuggle and sell as pets. Parrots are also in danger because their habitats are being destroyed for people to use the wood and other resources. Something you can do to help parrots is to make sure that when you buy a parrot, it isn't one that has been captured and smuggled.

→ Complete Endangered Shutterflap Book

Just for Fun: Parrot Jokes

What do you get when you cross a cat with a parrot? A carrot.

Which side of a parrot has the most beautiful feathers? The outside, of course!

What do you get if you cross a centipede and a parrot? A walkie-talkie.

→ Complete Parrot Jokes Simple Fold (add your favorite joke or jokes to this mini-book)

Sources:

Zoobooks: Parrots

National Geographic

Enchanted Learning

This product may be used for your own classroom or personal use.
It may not be shared as a pdf file, on the web, or in any other way.
It should not be recreated or duplicated. © www.homeschoolshare.com

Parrot Anatomy Side by Side Book

Directions: Cut out the cover book. Fold in half. Cut out the three little books. Fold in half. Use the books to discuss how parrots are designed for life in the tropical forest. Paste little books inside the cover book.

Designed for the Tropical Forest



Parrot Anatomy Side by Side Book


Parrot Feet



Strong Muscles




Parrot Anatomy Side by Side Book



Parrot Fun Facts Simple Fold


Directions: Cut on solid. Fold on dotted. Record parrot fun facts inside the book.



Directions: Cut out book as one piece. Fold in half.



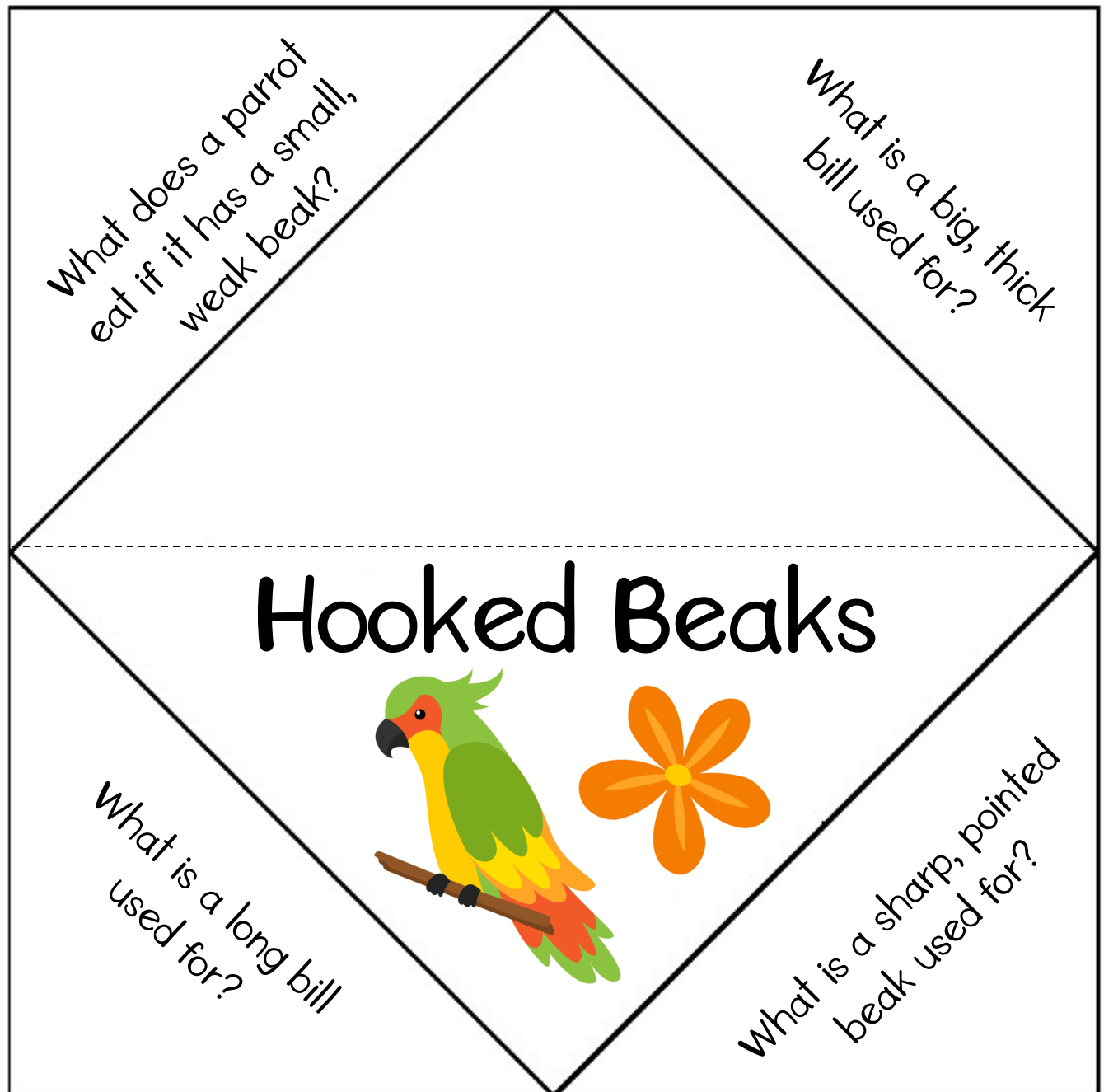
Directions: Cut on solid. Fold on dotted. Record information about parrot tails inside.



Hooked Beaks Envelope Fold

Cut out book. Fold each triangle flap under. Fold book in half on dotted line.

When you open the book, there should be four flaps to lift and record information.



Pet Parrots Matchbook

Directions: Cut out book as one piece and fold matchbook style. Under "pros," write the positive things about having a parrot as a pet. Under "cons," write the negative things about having a parrot as a pet.

Owning a Pet Parrot

Pros



Cons



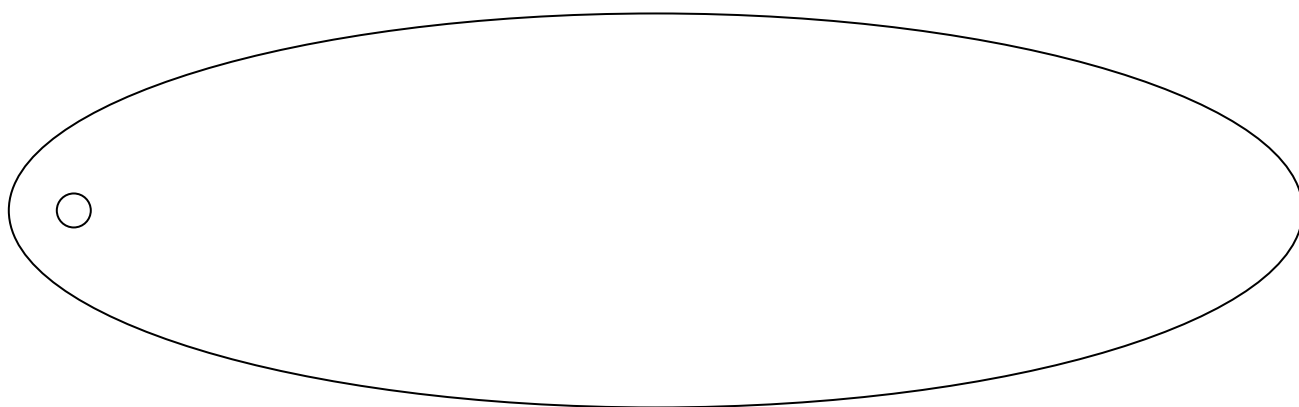


Parrot Nest Fan

Directions: PRINT ON CARDSTOCK. Cut out each oval. Write one type of nest on each piece. Stack together with cover on top and secure with a brass fastener.



Parrot Nests

Parrot Nest Fan



Parrot Parents Matchbook & Parrot Lifespan Matchbook

Directions: Cut books out. Fold on lines (matchbook style).

Use Parent Parrots to record facts about how parrots take care of their babies.

Use Lifespan to record information about how long parrots live in the wild and in captivity.

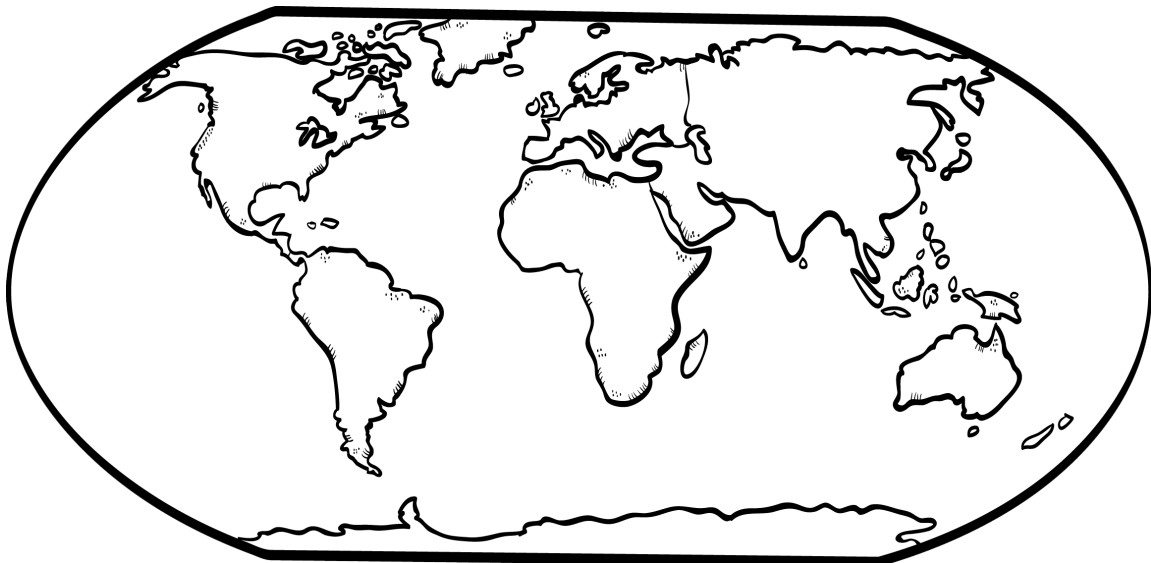
Parrot Parents



Parrot Lifespan



Where Are Parrots?



Directions: Cut out book as one piece. Fold in half. Color the places on the map where parrots live and paste it inside the book.

Endangered Parrots Shutterfold

Cut on solid lines. Fold on dotted.





What Can
I Do
to Help?

Why Are
Parrots in
Danger?



Parrots Coloring Image





Terms of Use

This product may be used for your own classroom or personal use. It may not be shared as a pdf file, on the web, or in any other way. It should not be recreated or duplicated. © www.homeschoolshare.com

Parrot Lapbook Clipart and Font Credits



**My Clipart
Store**