




Ocean

Animals

Printables

Ocean Animals Printables



Page 3: Word Find (literacy)

Page 4: Word Hunt (literacy, using tally marks)

Let your student look through your ocean books. Each time she spies one of the words on the list, tell her to make a tally mark on the paper. Which word is the most common?

Page 5: Bullseye Game (number recognition, addition, counting)

Page 6: In the Sea or On the Beach? (classification, science)

Put Xs in the appropriate places. Some animals will need an X for each spot.

Page 7: Number Maze (counting, number recognition, fine motor)

Color the number blocks (1-20) as you help the fish get to the seaweed.

Page 8: Patterns

Use the cards to create patterns for your student to complete. Let your student experiment with the pattern cards, too!

Pages 9-10: Left or Right?

Discuss the directions left and right with your student. Help her sort the fish (Which ones are pointing left? Which ones are pointing right?)

Pages 11-12: Four in a Row Phonics Game

Laminate and cut out beginning sounds on page 12. Turn them over. Let your student go fish for one. Can he determine where it goes on the board? Let him keep fishing until he has four in a row (or until he covers the entire board— that's how my son insists on playing!).

Page 13: Fish Diagram

Help your student draw and label a fish (including scales, gills, fins, tail, eye, and mouth).

Page 14: My Deep Blue Sea Story (creative thinking, storytelling, literacy)

Mom can type right on this page! Let your child dictate his story to you while you type. This makes story writing easy for young children. They can write a great story without having to worry about handwriting, spelling, punctuation, etc. Kids usually generate better stories when someone scribes for them!


Page 15: Ocean Creatures Facts (narration, recall, science)

Mom can type right on this page! Let your child dictate what she's learned about each ocean animal while you record it for her.

Pages 16-17: Comparing Humans and Fish Venn Diagram (classification, science)

Cut out the facts on page 17. Paste the facts to the appropriate parts of the Venn diagram. Facts that are true for fish and humans should be pasted in the middle.

Check out my [Deep Blue Sea School Board](#) on Pinterest for more fun ideas!



Words to Find


crab

eel

clam

fish

shell



S	H	E	L	L
Z	E	E	L	C
C	B	F	J	R
L	E	I	V	A
A	W	S	K	B
M	G	H	X	I

Deep Blue Sea Word Hunt

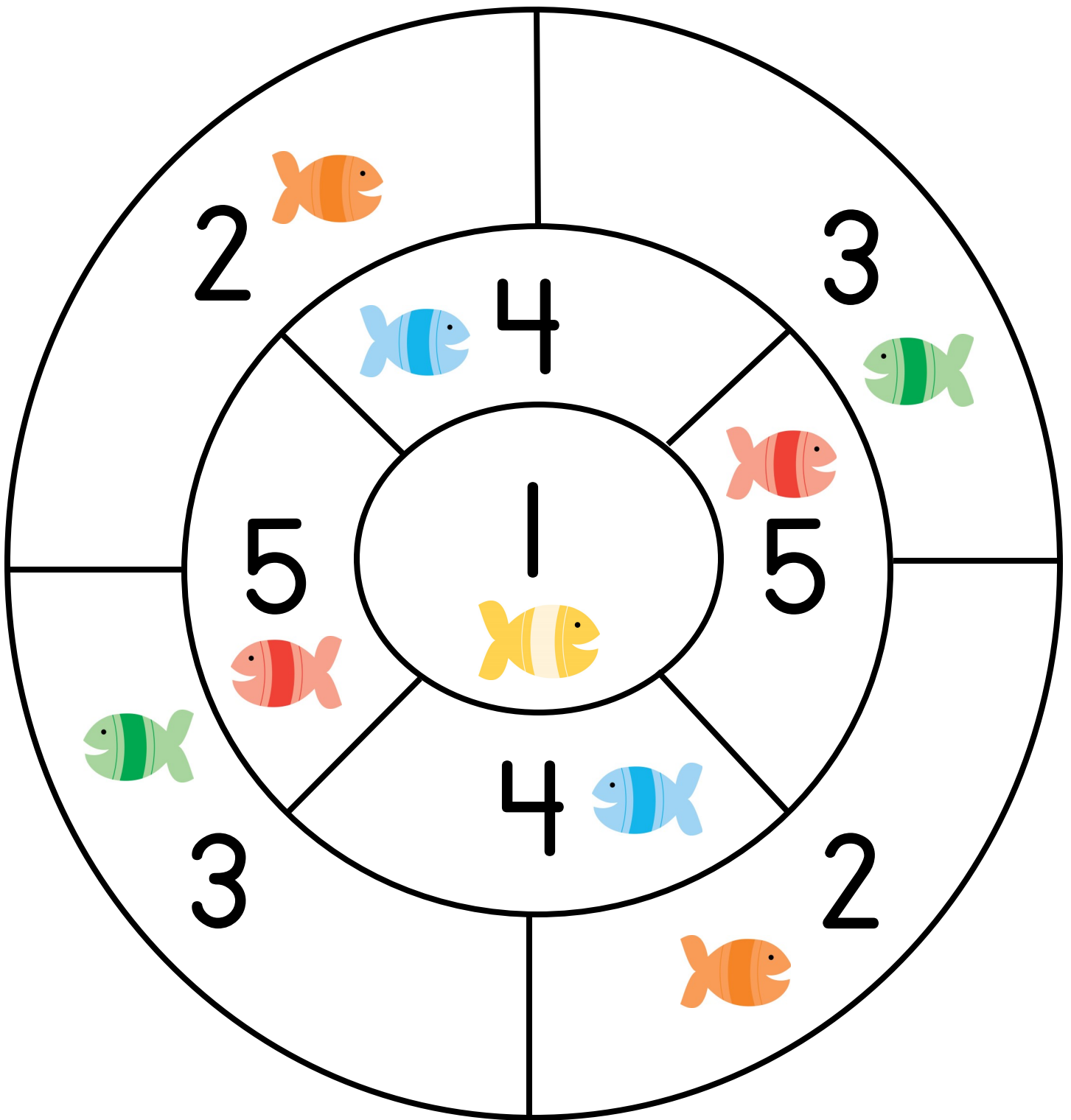


fish


sea

ocean

beach





Print the bullseye and laminate it. You will need a coin and a bag of goldfish crackers to play this game. Players each get five turns. The first player tosses the coin on to the bullseye. If the coin lands on 1, he gets 1 cracker; if it lands on 2, he gets 2 crackers, etc. After five turns, count your crackers and proclaim a winner!

	Found in the Sea	Found on the Beach
		
		
		
		
		
		



	2	14	13	20	9
	15	3	17	4	12
20	11	10	9	8	7
19	12	0	16	11	6
18	13	5	3	4	5
17	14	8	2	7	10
16	15	6	1		



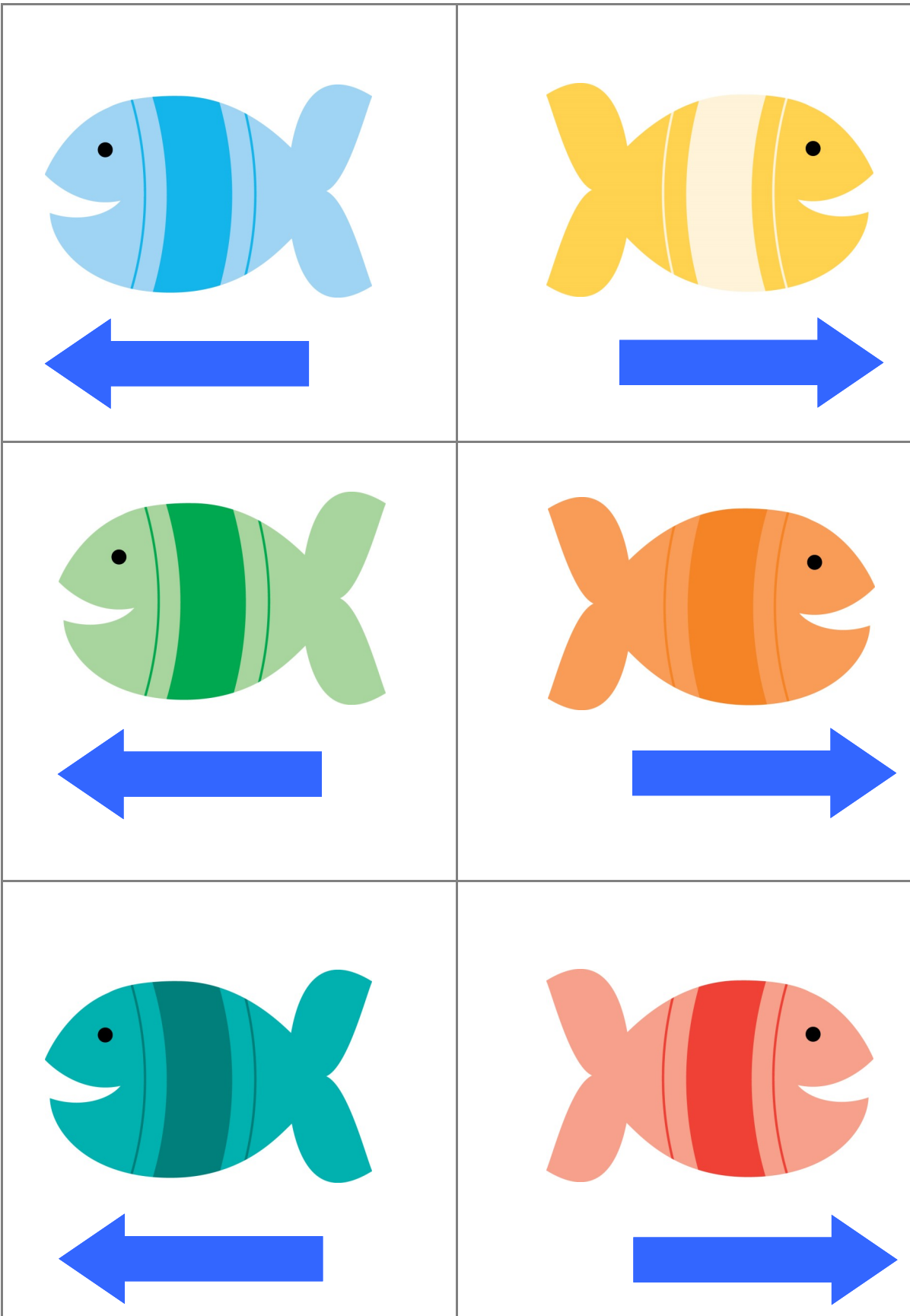




Left

Right








Four in a Row








CL	A	R	D
O	CR	L	F
WH	SQU	SH	ST
E	SHR	R	J


My Fish Diagram






My Deep Blue Sea Story






dolphin




whale



shark



octopus



Human



Fish

gills	backbone	breathes air
fins	need food	scales
legs	breathes water	skin
warm- blooded	hair	lay eggs
eyelids	eyes	cold- blooded

Terms of Use

This product may be used for your own classroom or personal use. It may not be shared as a pdf file, on the web, or in any other way. It should not be recreated or duplicated. © www.homeschoolshare.com

Clipart and Font Credits

Clipart in this kit is from [Goodness & Fun.](#)

