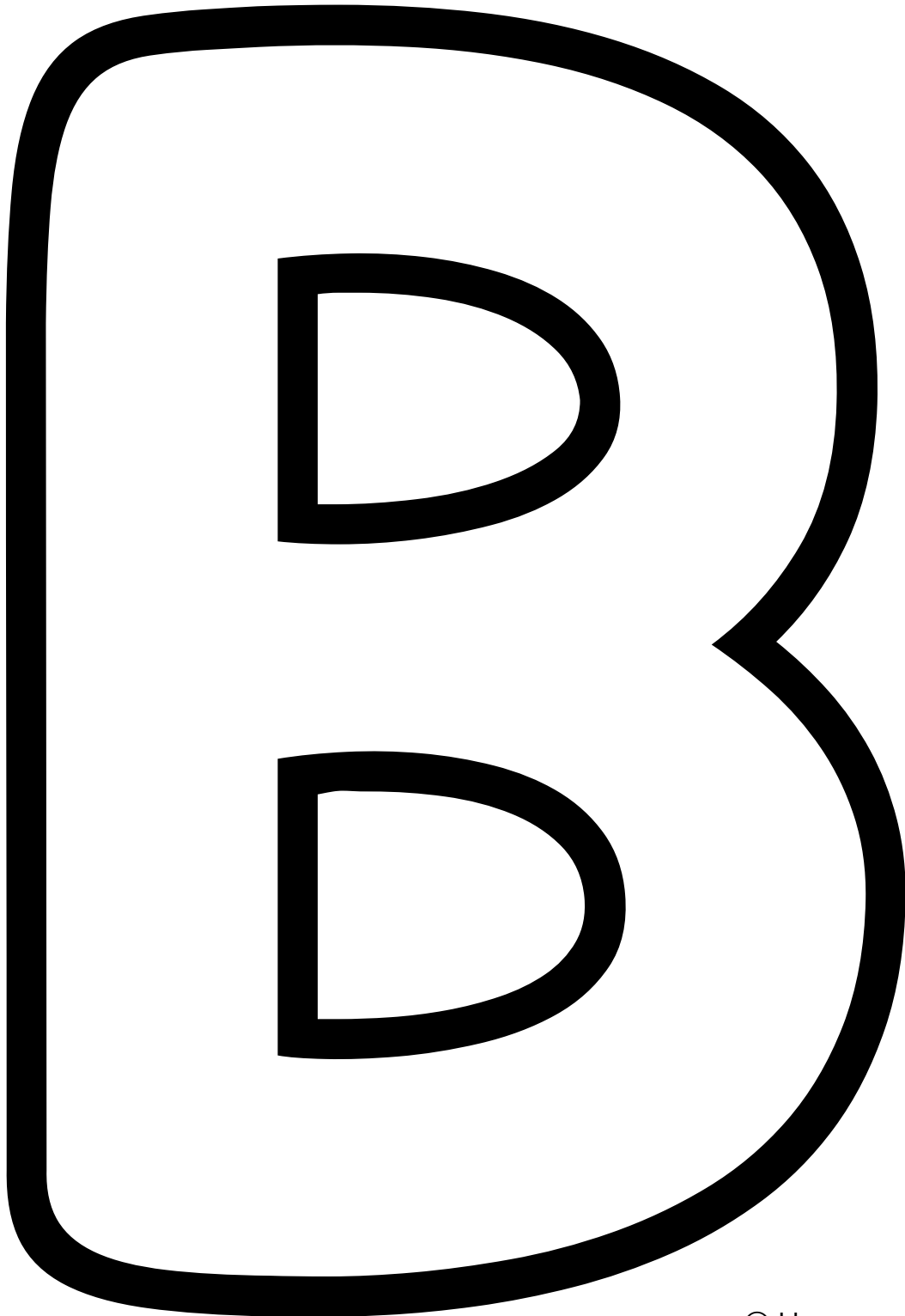

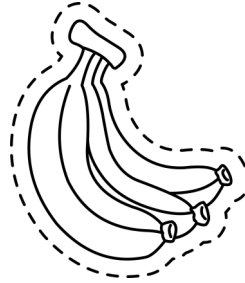
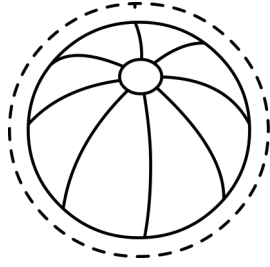

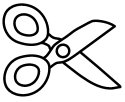




Directions: Cut and paste the B images to the B. Paste the B in your notebook.



B is for bee.




B is for boat.



My Letter



Book



B is for basketball.


Find the Letter

Directions: Cut out the book as one piece. Fold in half. Cut out cover piece. Glue to the front of the book.


Paste the back of the book to your notebook.

© Homeschool Share

FINDING



Help the bird find the Bs.



B

c

P

B

b

L

X

q

k

B

b

e

d

m

R

b

B

A


E

z

Baa, baa, black sheep,
Have you any wool?
Yes sir, yes sir,
Three bags full.


One for my master,
One for my dame,
And one for the little boy
Who lives down the lane.

Bb Baa



Letter Poems


Directions: Paste the poems into your notebook.




Bb
Bee

I'm bringing home
a baby bumblebee!
Won't my mommy
be so proud of me?
I'm bringing home
a baby bumblebee!
Ouch! It stung me!

Directions: Use these pictures as desired for your notebook.




beaver




books



baby



bananas





barn

Look for Letters

Directions: Cut book out as one piece. Fold in half. Let your student hunt for upper and lowercase letters in a magazine or newspaper.

Cut out the letters and paste them in this book.



Art Book

Directions: Decorate letters. Fold in half. Glue cover to the front of the book. Glue back of book to your notebook.

© Homeschool Share

My Letter

Bb

Art Book

B

b

Terms of Use

This product may be used for your own classroom or personal use. It may not be shared as a pdf file, on the web, or in any other way. It should not be recreated or duplicated. © www.homeschoolshare.com

Clipart and Font Credits



BB Fonts
KG Fonts