


Katy No-Pocket



K Pocket

Cut out pocket as one piece. Fold bottom piece up. Fold flaps around the back and glue down. Store "k" cards (found on the following pages) in the pocket. You may want to print the "k" cards on cardstock for extra durability.






kick



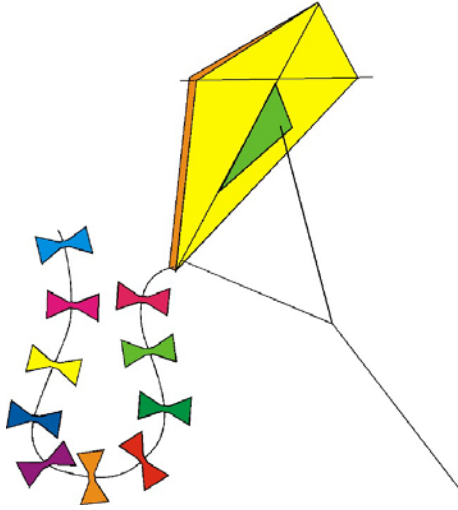
king




kangaroo



key




kite



kittens



kiss



kettle

Animal Families



Print this page on sticker paper (full sheet label), if desired. Print next page on regular paper. Cut animals and stick to the appropriate spots on the next page. Fold it like a tri-fold and put cover on the front.



Animal

Families

Daddy: Boomer	Daddy: Lion	Daddy: Ram
Baby: Joey	Baby: Cub	Baby: Lamb
Mama: Flyer	Mama: Lioness	Mama: Ewe

Fingerplay



The brown kangaroo is very funny.
She leaps and runs and hops like a bunny.


(Hop around!)

And on her stomach is a pocket so wide.
(Put hand on stomach like a pocket.)

Her baby can jump in and go for a ride.
(Have other hand jump into the pocket.)

Kangaroo Facts


My Little Kangaroo Book




Kangaroos are
found in
Australia.




Kangaroos eat
plants.



Kangaroos are
marsupials.



Cut the four pages out. Glue the appropriate picture to each page. Stack together with cover on top and staple.






Tool Matching Game

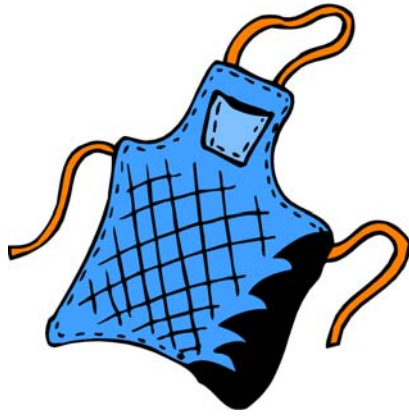
Tool Cards

Use the tool cards to make a memory matching game, or use them to make a BINGO game (see board on page 13).

We used these boards in a co-op class. Each child was given a tools page and cut/paste nine tools to the board. The first child to get three in a row called out, "BINGO!"



Tool



Bingo



K is for Kangaroo

Five baby kangaroos standing in a row
When they see their mama, they bow just so
(bow)
They kick to the left
(kick to the left)
They kick to the right
(kick to the right)
Then they close their eyes and sleep all night.
(pretend to sleep)

