

Julie Lapbook

1. Who Is? Trifold

Use this mini-book to record information about the character. What does she look like? What is her personality like? Strengths? Weaknesses? .

2. What I Learned from _____ Simple Fold

Use this mini-book to record lessons learned from the stories about this girl.

3. Living in _____ Simple Folds

Use these mini-books to record information about what life was like in this year.

Discuss it with your student. How is it different than the time your student is living in?

Make sure to record any significant historical events.

4. Favorite Things Petal Book

Write about the girl's favorite things inside this book.

5. Best Friend and Pet (Matchbooks)

Write about the girl's best friend and her pet.

6. What Changes _____?

Use this book to write about an event in the girl's life that changes her.

7. My Favorite Book in the Series

Record your favorite book in the series on this book shape.

8. Map Book

Color the state where the girl lived.

9. Time Period Recipes


Find some time period recipes to try. Add the recipes to this pocket in your lapbook.

Terms of Use

This product may be used for your own classroom or personal use. It may not be shared as a pdf file, on the web, or in any other way. It should not be recreated or duplicated. © www.homeschoolshare.com

Clipart and Font Credits

Ninja Mom Designs @ teacherspayteachers.com




Directions: Cut book out on solid lines; fold on dotted lines. Use the inside of the book to write about the girl: her personality, her physical appearance, etc.

Who Is Julie?


Glue this side to
your lapbook.



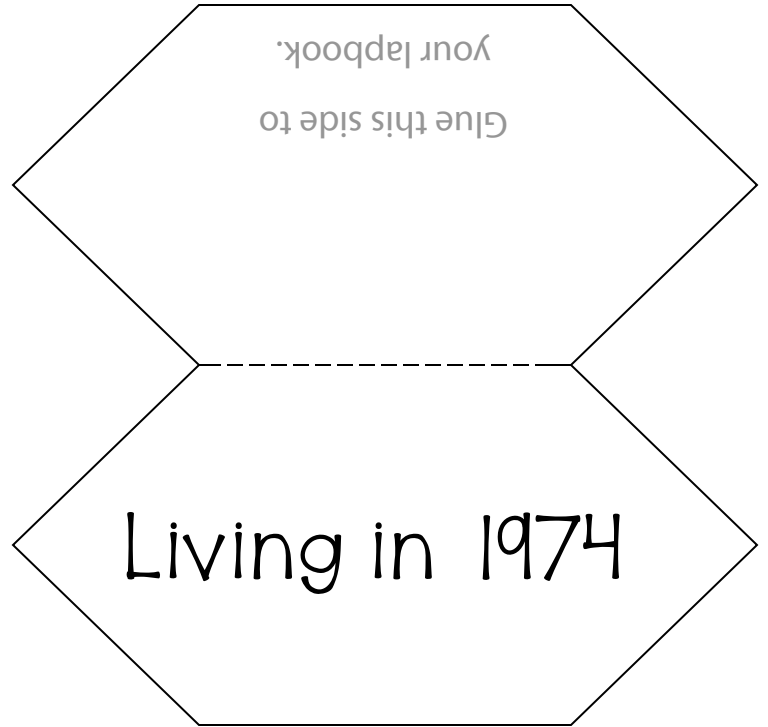
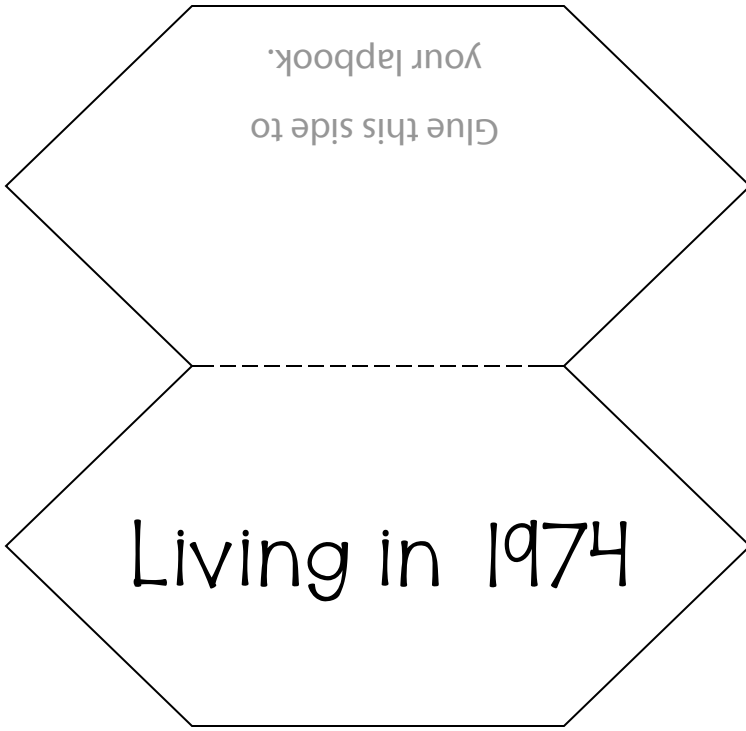
Glue this side to
your lapbook.



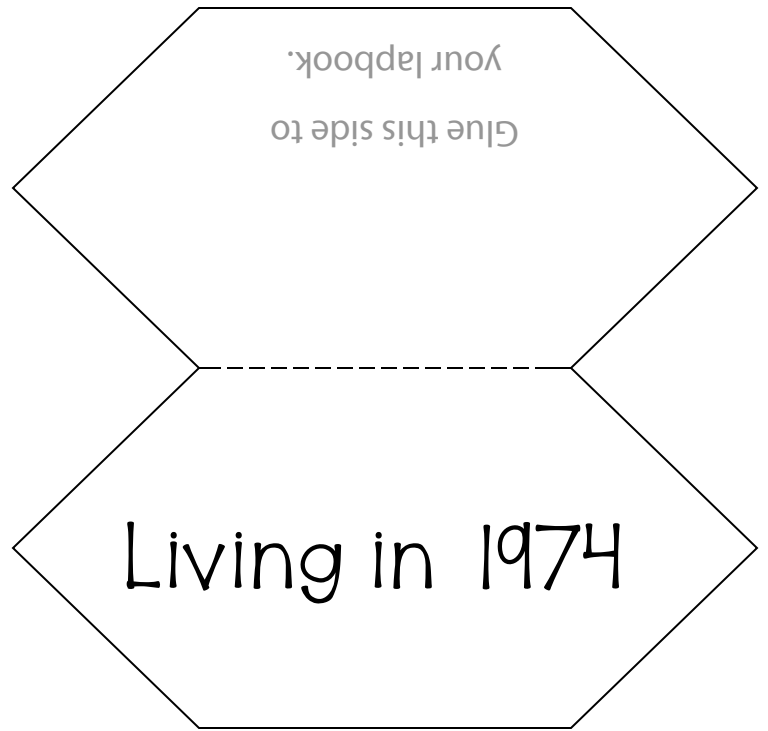
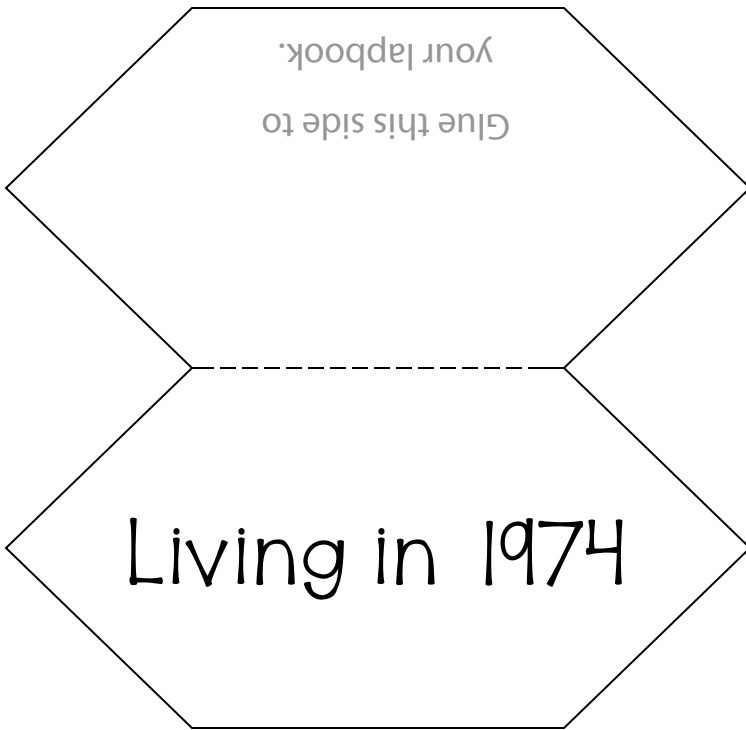
What I Learned from Julie

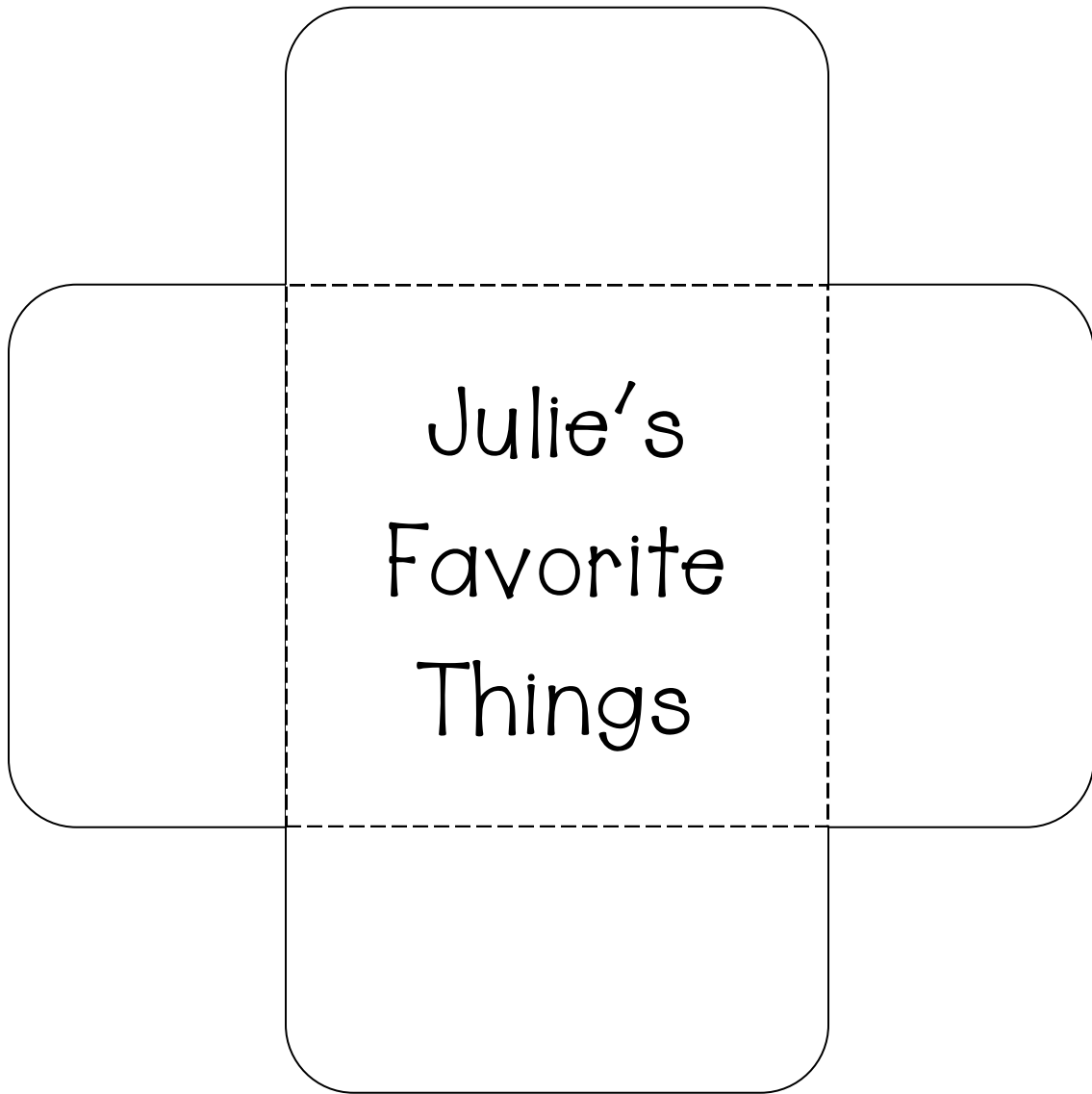


Directions: Cut book out on solid lines; fold on dotted lines. Use the inside of the book to write about lessons learned from this girl.




Directions: Cut books out on solid lines; fold on dotted lines. What was life like during this time? Write one fact in each book.





Directions: Cut shape out as one piece. Fold flaps in using the dotted lines as your guide. Tuck the last flap under so that book will stay closed. Write or draw some of the girl's favorite things on the inside flaps.




Glue this side to
your lapbook.

Julie's
Best Friend

Nutmeg

Glue this side to
your lapbook.





Directions: Cut book out. Fold on lines (matchbook style). Write about the girl's best friend inside one matchbook. Write about her pet in the other.

Directions: Cut out book as one piece. Fold in half. What happens in this book to change the main character? Write about it inside the mini-book.

Glue this side to
your lapbook.

What Changes Julie?

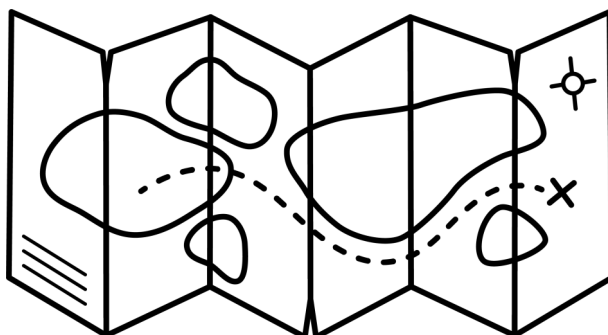


Directions: Cut out the book shape. What is your favorite book in this series? Write the title on the cover and paste the book to your lapbook.

Directions: Cut out book as one piece. Fold in half. Open book. Cut out map from next page. Mark the state where the girl lives. Paste the map inside the cover book.

Glue this side to
your lapbook.

Where Does Julie Live?



Directions: Cut on solid lines. Fold in half on the dotted line. Fold bottom tab and glue down. Fold side tab and glue down. Add time period recipes to the pocket.

