


**MUSICAL
INSTRUMENTS
MINI-BOOKS**



Violin



Viola



Directions: Cut on solid lines. Fold books tri-fold style. Fold left side to the center. Fold right side to the center so that it is your cover. On the inside you will have three different sections. Title each section. Title suggestions: origins, description, special features, section of the orchestra the instrument is found in such as strings, percussion, woodwinds (could also include other instruments found in this section), the way it works. Research and write appropriate information under each title.

Double Bass



Cello




Directions: Cut on solid lines. Fold books tri-fold style. Fold left side to the center. Fold right side to the center so that it is your cover. On the inside you will have three different sections. Title each section. Title suggestions: origins, description, special features, section of the orchestra the instrument is found in such as strings, percussion, woodwinds (could also include other instruments found in this section), the way it works. Research and write appropriate information under each title.

Piano



Harp




Directions: Cut on solid lines. Fold books tri-fold style. Fold left side to the center. Fold right side to the center so that it is your cover. On the inside you will have three different sections. Title each section. Title suggestions: origins, description, special features, section of the orchestra the instrument is found in such as strings, percussion, woodwinds (could also include other instruments found in this section), the way it works. Research and write appropriate information under each title.

Oboe



Piccolo



Directions: Cut on solid lines. Fold books tri-fold style. Fold left side to the center. Fold right side to the center so that it is your cover. On the inside you will have three different sections. Title each section. Title suggestions: origins, description, special features, section of the orchestra the instrument is found in such as strings, percussion, woodwinds (could also include other instruments found in this section), the way it works. Research and write appropriate information under each title.

Flute



Clarinet



Directions: Cut on solid lines. Fold books tri-fold style. Fold left side to the center. Fold right side to the center so that it is your cover. On the inside you will have three different sections. Title each section. Title suggestions: origins, description, special features, section of the orchestra the instrument is found in such as strings, percussion, woodwinds (could also include other instruments found in this section), the way it works. Research and write appropriate information under each title.

Saxophone



Bassoon



Directions: Cut on solid lines. Fold books tri-fold style. Fold left side to the center. Fold right side to the center so that it is your cover. On the inside you will have three different sections. Title each section. Title suggestions: origins, description, special features, section of the orchestra the instrument is found in such as strings, percussion, woodwinds (could also include other instruments found in this section), the way it works. Research and write appropriate information under each title.

Trumpet



French Horn



Directions: Cut on solid lines. Fold books tri-fold style. Fold left side to the center. Fold right side to the center so that it is your cover. On the inside you will have three different sections. Title each section. Title suggestions: origins, description, special features, section of the orchestra the instrument is found in such as strings, percussion, woodwinds (could also include other instruments found in this section), the way it works. Research and write appropriate information under each title.

Trombone



Tuba



Directions: Cut on solid lines. Fold books tri-fold style. Fold left side to the center. Fold right side to the center so that it is your cover. On the inside you will have three different sections. Title each section. Title suggestions: origins, description, special features, section of the orchestra the instrument is found in such as strings, percussion, woodwinds (could also include other instruments found in this section), the way it works. Research and write appropriate information under each title.

Timpani




Bass Drum



Directions: Cut on solid lines. Fold books tri-fold style. Fold left side to the center. Fold right side to the center so that it is your cover. On the inside you will have three different sections. Title each section. Title suggestions: origins, description, special features, section of the orchestra the instrument is found in such as strings, percussion, woodwinds (could also include other instruments found in this section), the way it works. Research and write appropriate information under each title.

Xylophone



Snare Drum



Directions: Cut on solid lines. Fold books tri-fold style. Fold left side to the center. Fold right side to the center so that it is your cover. On the inside you will have three different sections. Title each section. Title suggestions: origins, description, special features, section of the orchestra the instrument is found in such as strings, percussion, woodwinds (could also include other instruments found in this section), the way it works. Research and write appropriate information under each title.

Cymbals

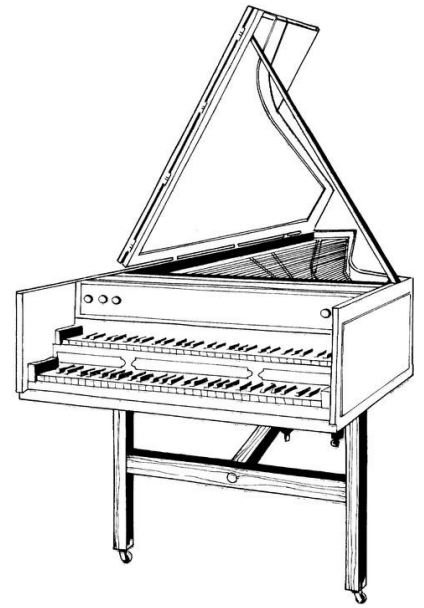


Triangle

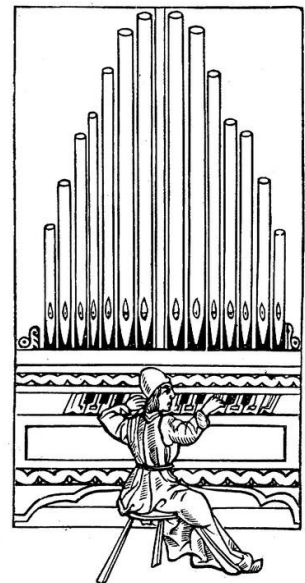


Directions: Cut on solid lines. Fold books tri-fold style. Fold left side to the center. Fold right side to the center so that it is your cover. On the inside you will have three different sections. Title each section. Title suggestions: origins, description, special features, section of the orchestra the instrument is found in such as strings, percussion, woodwinds (could also include other instruments found in this section), the way it works. Research and write appropriate information under each title.

Harpsichord

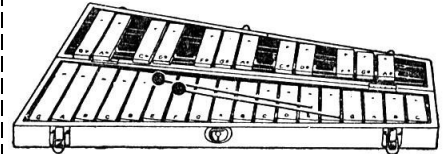


Organ

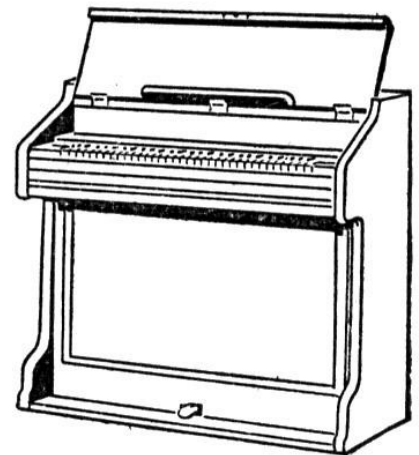


Directions: Cut on solid lines. Fold books tri-fold style. Fold left side to the center. Fold right side to the center so that it is your cover. On the inside you will have three different sections. Title each section. Title suggestions: origins, description, special features, section of the orchestra the instrument is found in such as strings, percussion, woodwinds (could also include other instruments found in this section), the way it works. Research and write appropriate information under each title.

Glockenspiel




Celesta



Directions: Cut on solid lines. Fold books tri-fold style. Fold left side to the center. Fold right side to the center so that it is your cover. On the inside you will have three different sections. Title each section. Title suggestions: origins, description, special features, section of the orchestra the instrument is found in such as strings, percussion, woodwinds (could also include other instruments found in this section), the way it works. Research and write appropriate information under each title.

Tubular Bells



Materials and information on this website may be used for your own personal and school use. Material may not be shared electronically or be used for resale.

© Homeschool Share