

# If Jesus Came to My House

## Lapbook Instructions

### Page 2: Front Cover House

Print on cardstock. Cut around three sides of the windows and doors to create flaps. Mount on a blank piece of paper (so there is drawing space under the flaps). Encourage your child to illustrate scenes from the story or to draw his own version of what he would do if Jesus came to his house.

### Page 3: Shadow Matching

### Pages 4-6: Letter *H* Wheel

Emphasize the letter *H* throughout the week.

### Pages 7-8: JOY (side by side book)

Sing the song and discuss the ways you can put Jesus and others before yourselves.

### Page 9: "My Shadow" Poem

### Page 10: Letter *H* House

Your student can color the pieces, cut out the pieces, and arrange them/paste them to the back of her lapbook to make a Letter *H* House.







**If Jesus  
Came**

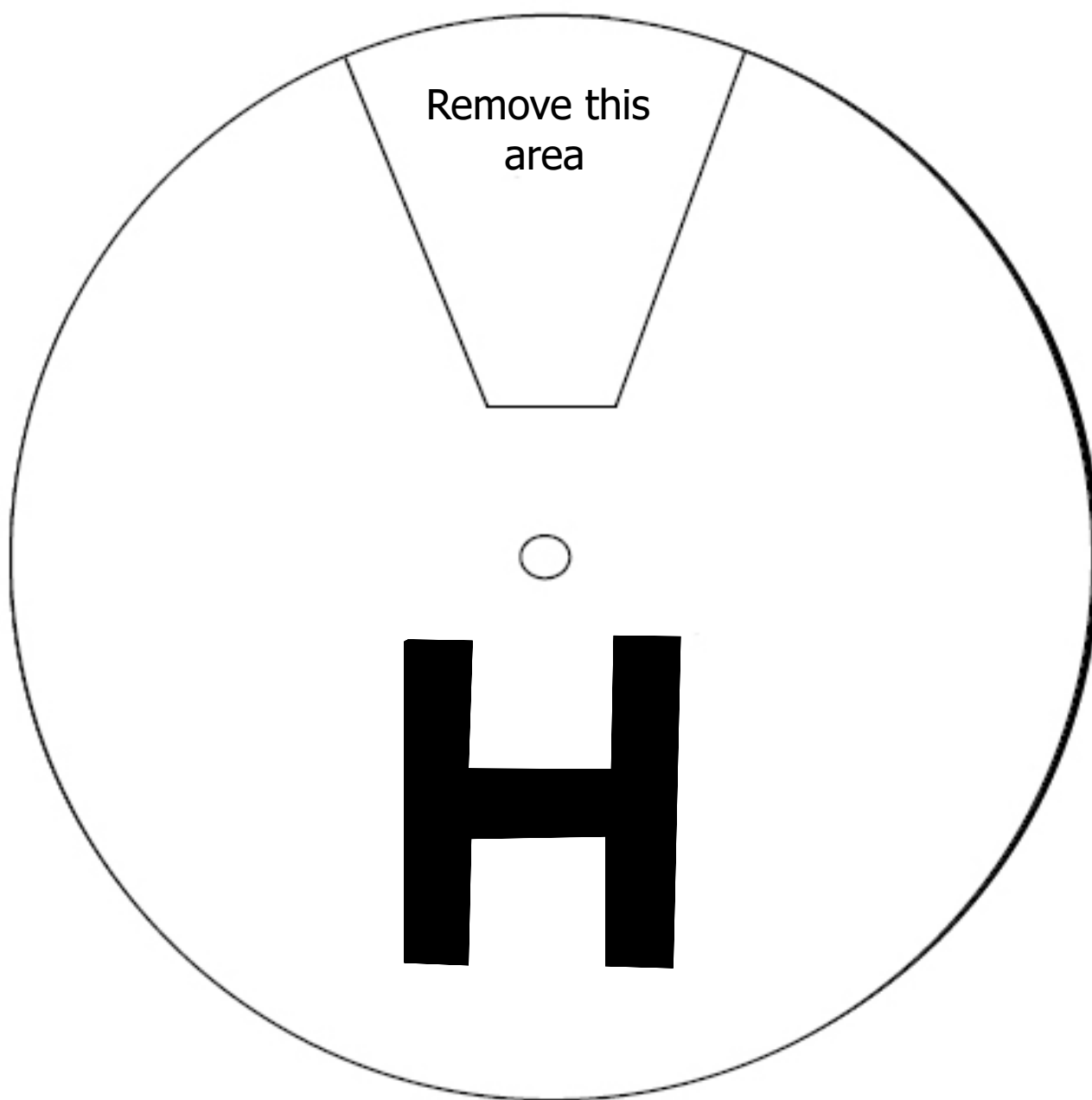
**to My  
House**









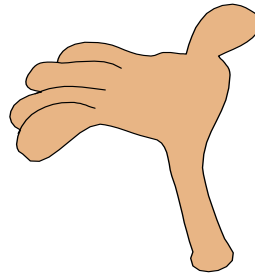
Cut on solid black lines. Fold books matchbook style. Match the shadows to the animals; paste the shadows inside the books.



Print this page and the next page on cardstock. Cut wheels out. Stack together and secure with a brad. Cut out “H” images. Glue one image under the wheel window. Move the wheel and glue another one. Continue until all pictures are glued to the wheel.







Option: Make these H pictures into stickers by printing them on a full label sheet.

Paste book with  
graphic on it here.

Paste "J" book  
here.

Paste "O" book  
here.

Paste "Y" book  
here.



Jesus, then others, then you-  
What a wonderful way to  
spell "JOY."  
Jesus, then others, then you,  
In the life of each girl and  
each boy.

"J" is for Jesus,  
for He has first  
place.


"O" is for others  
we meet face to  
face.

"Y" is for you. In  
whatever you do,  
put yourself third  
and spell JOY!


Cut on the solid BLACK lines. You should have  
one strip and four pieces.

Cut out the four books on the next page.  
Fold each one in half. Paste the books to  
their correct spots on the strip. Paste the  
four pieces inside the books.

J



Y





# **“My Shadow”**

## **by Robert Louis Stevenson**

Cut out poem as one piece. Fold in half. Cut out title piece and glue to the front.

I have a little shadow that goes in and out with me,  
And what can be the use of him is more than I can see.  
He is very, very like me from the heels up to the head,  
And I see him jump before me, when I jump into my bed.

The funniest thing about him is the way he likes to grow--  
Not at all like proper children, which is always very slow,  
For he sometimes shoots up taller like an india-rubber ball,  
And he sometimes goes so little that there's none of him at all.

He hasn't got a notion of how children ought to play,  
And can only make a fool of me in every sort of way.  
He stays so close behind me, he's a coward you can see,  
I'd think shame to stick to nursie as that shadow sticks to me!

One morning, very early, before the sun was up,  
I rose and found the shining dew on every buttercup.  
But my lazy little shadow, like an arrant sleepy-head,  
Had stayed at home behind me and was fast asleep in bed.

