


Henry and Mudge

Wild Wind

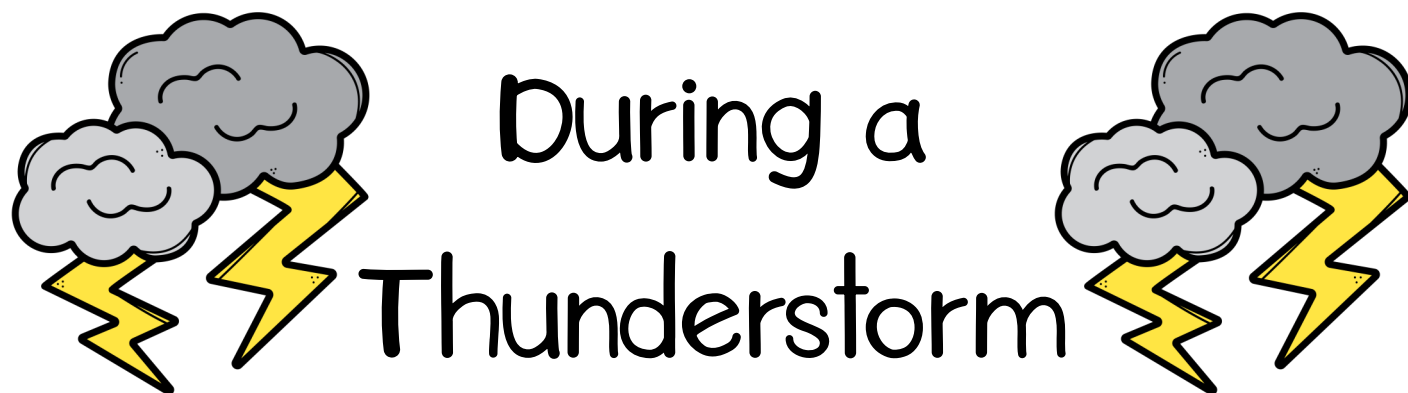


Directions: Cut out book as one piece. Fold on dotted lines so that "During a Thunderstorm" is your cover. Open book. Cut on lines between names; this should form three flaps. Let your student record what Henry does during storms, what Mudge does during storm, and what your student does during storms.

Henry


Mudge

Me



The Enemy Couch Shape Book

Directions: Fold paper in half on dotted line. Cut out couch shape. Let your student record chapter summary inside the book.



Above Their Heads Rainbow Shape Book


Directions: Fold paper in half on dotted line. Cut out rainbow shape. Let your student record chapter summary inside the book.

© Homeschool Share



Storm Sounds Simple Fold

Directions: Fold paper in half on dotted line. What does a storm sound like? Record storm sound words inside the book.



Terms of Use

This product may be used for your own classroom or personal use. It may not be shared as a pdf file, on the web, or in any other way. It should not be recreated or duplicated. © www.homeschoolshare.com

Lapbook Clipart and Font Credits

