


Henry and Mudge The Forever Sea



The Forever Sea



Directions: Cut out cover piece for the word search and paste to the front of the book.



Goodbye,
Crab

Directions: Cut book out as one piece. Fold in half on dotted line. Write chapter summary inside.

The Forever Sea Word Search

Directions: Cut out word search. Complete. Fold in half. Cut out "The Forever Sea" cover piece (on the previous page) and glue on cover, if desired. Fill in the blanks and search for the words.

V	S	A	L	T	Y	D	I	S	D	H	G
A	B	I	O	G	F	O	L	H	O	L	E
C	C	D	A	S	G	C	P	S	M	E	M
A	D	J	L	O	B	S	T	E	R	N	M
T	G	F	X	G	V	F	D	A	K	J	S
I	S	P	L	A	S	H	A	S	A	K	X
O	F	S	C	C	D	M	S	A	T	I	A
N	F	F	S	A	N	D	P	Q	U	R	S
D	B	O	B	S	E	N	E	W	I	Y	U
S	E	R	M	T	S	X	U	E	G	L	N
B	A	E	N	L	R	Z	W	H	A	L	E
E	C	V	K	E	F	A	O	R	P	O	S
A	H	E	L	S	A	N	D	X	U	P	X
C	J	R	P	X	Q	P	A	S	L	G	C
H	F	A	T	H	E	R	M	U	D	G	E
O	H	E	N	R	Y	I	Y	T	E	D	C

It was summer _ _ _ _ _.

The water is too _ _ _ _ _ to drink.

The ocean was blue and white and _ _ _ _ _.

Mudge was sopping. He looked like a _ _ _ _ _ with legs.

Henry and his father made a sand _ _ _ _ _.

Mudge caught the _ _ _ _ _.

The crab went in his _ _ _ _ _ and never came out.

More words to look for:

Father, splash, beach, Henry, Mudge, sand


PRINT ON CARDSTOCK

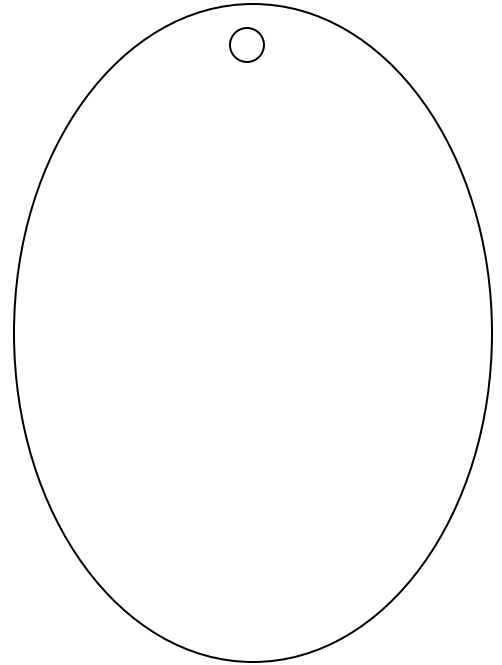
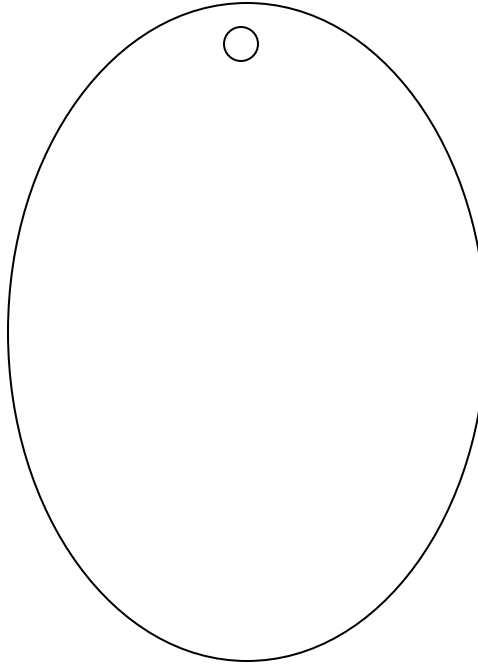




Directions: Cut out bucket. Using an exact-o knife, cut dotted line.

Cut out shovel as one piece. Let your student write a summary of this chapter on the white area.

Carefully bend the bottom black part of the shovel and slip it down behind the white dotted line. Push shovel all the way down into the bucket.

Look at the back and add tiny amounts of glue. Do not touch the shovel piece. Glue to the back






Crab Facts Fan

PRINT ON CARDSTOCK

Directions: Let your student learn a more about crabs. Write one crab fact on each piece. Cut all pieces out. Stack together with cover on top and secure with a brad.


Lunch Flap Book

Directions: Cut out book as one piece. Fold left side under. Fold right side under (it is the cover). Unfold book. Cut on the two lines between the names to form three flaps. Let your student record what each person had for lunch. Fold book back and glue back into your lapbook.

Henry		 <h1>Lunch</h1>
Henry's Father		
Mudge		

The Forever Sea Summary Matchbook

Directions: Cut out book as one piece. Fold matchbook style. Record story summary inside.



Terms of Use

This product may be used for your own classroom or personal use. It may not be shared as a pdf file, on the web, or in any other way. It should not be recreated or duplicated. © www.homeschoolshare.com

Lapbook Clipart and Font Credits

