

# Henry and Mudge Best Day of All






# Colorful Morning

## Colorful Morning Summary

**Directions:** Cut out balloon shapes. Let your student color the cover balloon. Write a chapter summary on the blank balloon. Attach together with a staple or brass fastener. Add a piece of yarn or ribbon to the bottom of the balloon when you put it in your lapbook.



# The Best Day

---



## The Best Day Summary

**Directions:** Cut book out as one piece.  
Fold matchbook style. Write chapter summary inside.

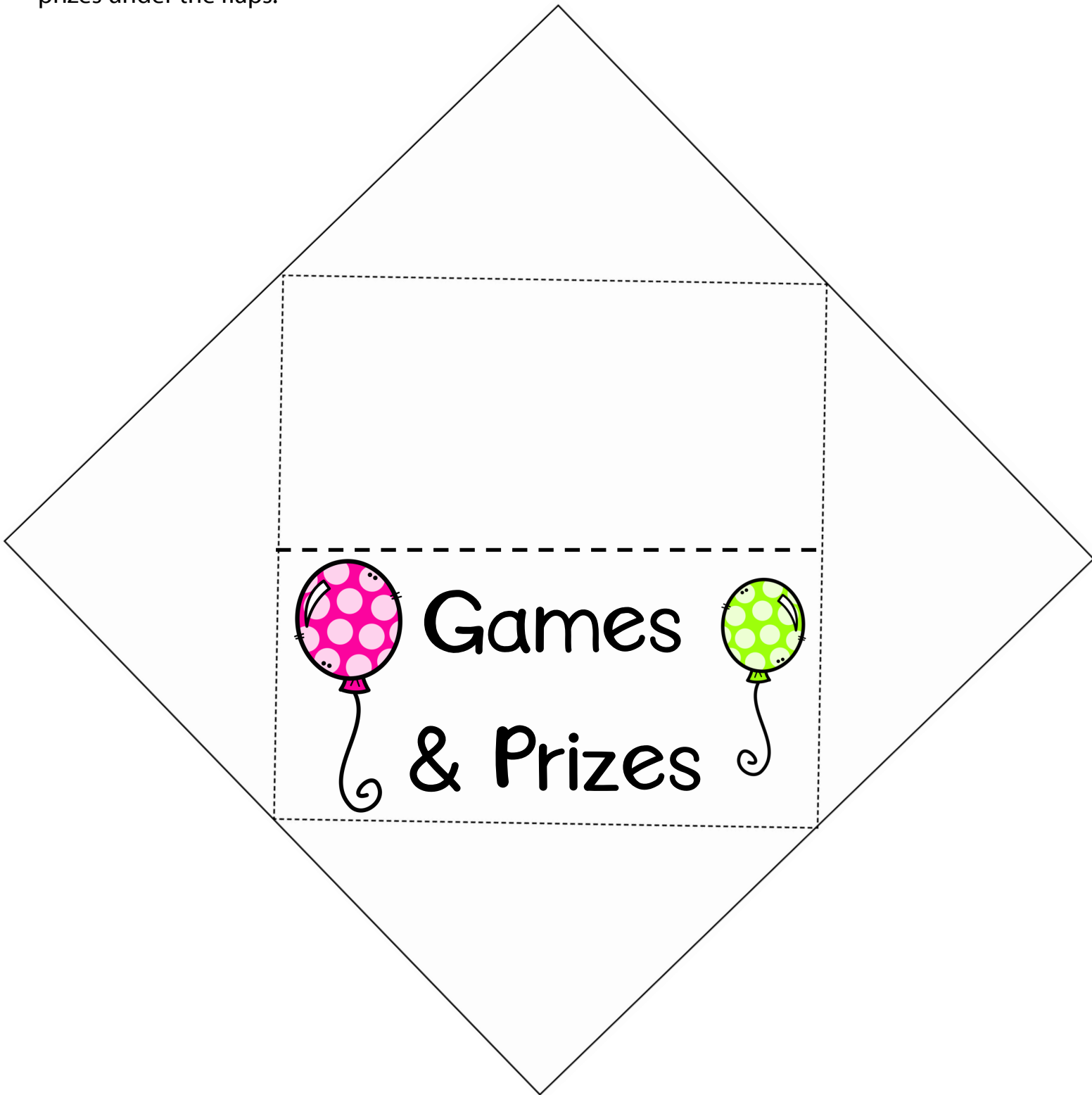
## Draw Henry

**Directions:** Draw Henry's face and color the picture. Cut it out and paste it to your lapbook.



# Games and Prizes Envelope Fold


Cut book out as one piece. Fold four flaps under, using dotted lines as your guides. Fold book in half. Open it. Write the names of the games on the outside flaps. Write the names of the prizes under the flaps.



## How Many Words from Birthday?

**Directions:** Cut book out as one piece. Help your student use the letters in the word *birthday* to make new words. Record the words inside the book.

How Many Words  
Can You Find Inside  
**BIRTHDAY?**



## Terms of Use

This product may be used for your own classroom or personal use. It may not be shared as a pdf file, on the web, or in any other way. It should not be recreated or duplicated. © [www.homeschoolshare.com](http://www.homeschoolshare.com)

## Lapbook Clipart and Font Credits

