

HELPFULNESS LAPBOOK



HELPFULNESS LAPBOOK

1. Definition File Folder

Use this file folder to record a definition of the word.

2. I Am Helpful Fan

Write examples of ways you can be a helper..

3. Helpfulness Who's Who?

Read through and discuss the scenarios. Have your student sort them into pockets.

4. Helpful Bible Characters

Learn more about how Rahab and Miriam were helpful. Write about it in the matchbooks provided.

5. Word Search

6. Bible Verse Cards

Print the cards and store in the pocket. If desired, use the cards for copywork.

TERMS OF USE

This product may be used for your own classroom or personal use. It may not be shared as a pdf file, on the web, or in any other way. It should not be recreated or duplicated. © www.homeschoolshare.com

CLIPART AND FONT CREDITS



Helpfulness

Bible Verses

Verses to read, discuss, and memorize with your students:

Hebrews 10:24

Philippians 2:3

Ecclesiastes 4:9-10

Hebrews 6:10

Psalm 121:2

Matthew 15:25

Hosea 13:9

Isaiah 50:9

Psalm 146:5

Psalm 124:8

Psalm 121:1-2

Psalms 115:11

Dictionary Definition: providing useful assistance

Quotes

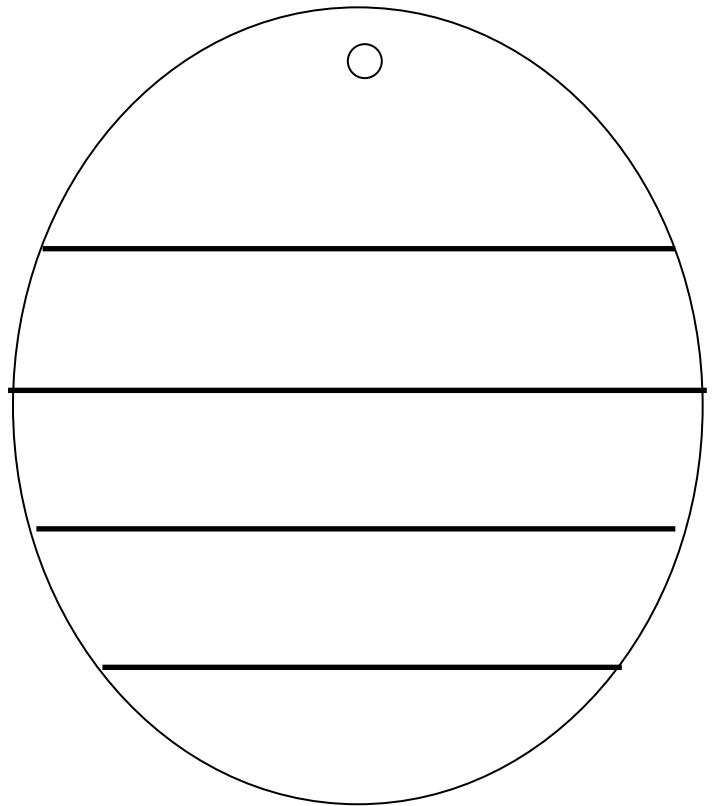
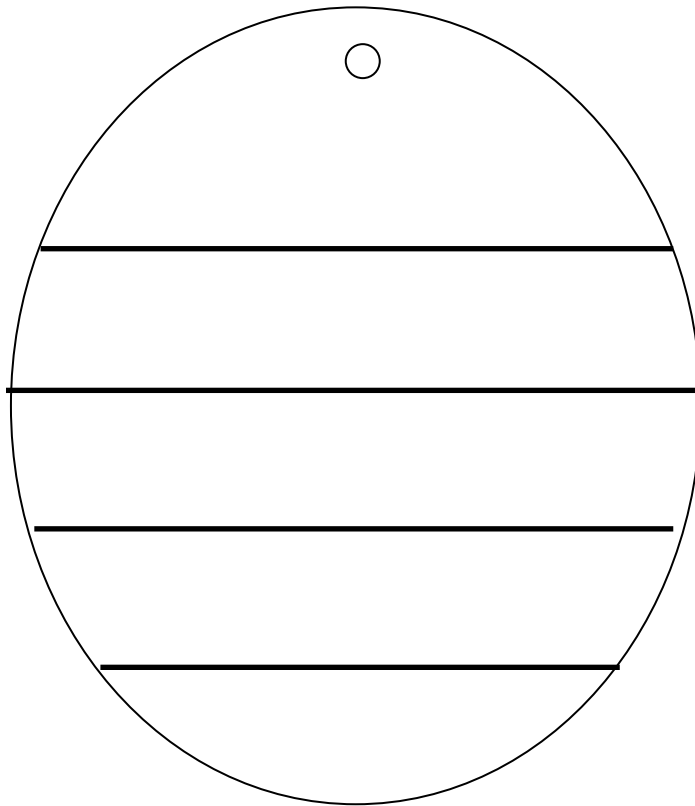
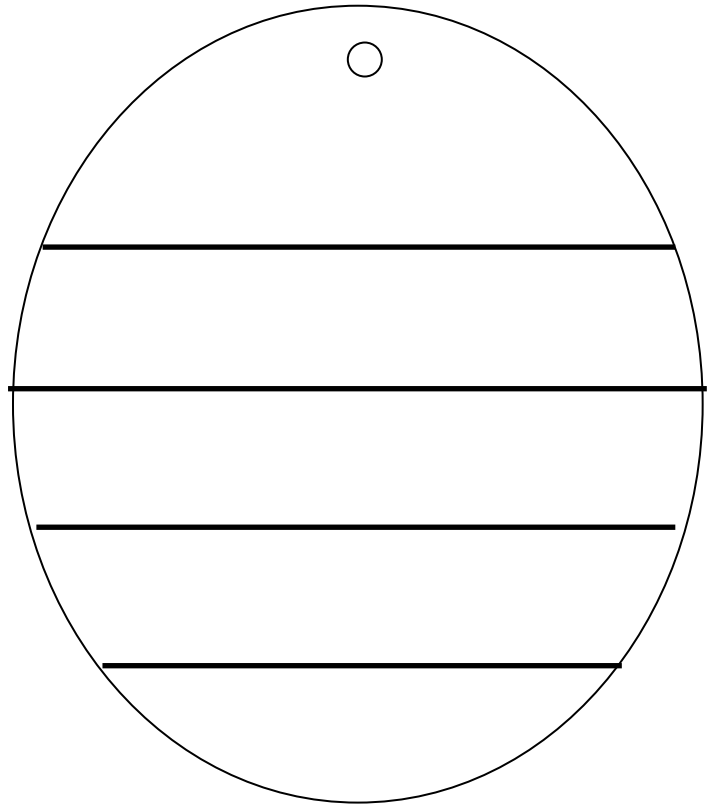
"There is no more noble occupation in the world than to assist another human being - to help someone succeed" -Alan Loy McGinnis

"Help thy brother's boat across, and Lo! Thine own has reached the shore"

WHAT IS HELPFULNESS?



Directions: Cut book out on solid lines; fold on dotted lines. On the inside of the book, write the definition. Your students can also write what the character quality means in their own words, if desired.




PRINT ON CARDSTOCK. Cut each piece out on the solid black lines.
Attach with brass fastener where indicated.

HELPLESSNESS




WHO'S
WHO?

WRONG



RIGHT



<p>Tavia's mom was very tired, so Tavia took her brother and sister outside to play for a while.</p>	<p>Natasha saw Sally drop her books down the stairs but she was in a hurry so she didn't stop to help her.</p>
<p>Eric left his trash on the picnic table and ran off to play.</p>	<p>Jessica serves lunch at the homeless shelter.</p>
<p>Annika's neighbor, Mrs. Green had fallen and broken her hip. Annika went to her house to cook supper for her.</p>	<p>Sabrina wanted to be the first one ready for church. She wouldn't tie her brother's shoes for him.</p>
<p>Dianne's little sisters were in the bathroom trying to brush their teeth but they needed someone to turn on the water. Dianne heard them but decided to stay in the living room watching T.V.</p>	<p>Gabriel saw one of the new baby lambs escape from the fence. He ran out to get her and boarded up the hole.</p>

Cut the book out in one piece (along the solid outer lines). Cut the sentence strips out along the solid outer lines. Fold the short edge of the book up along the dotted line so that the text is to the outside. Attach the pocket to the main portion of the book (on the right and left sides). Fold the "right" portion of the book over along the dotted line so that the pocket is on the inside. Do the same with the "wrong" portion of the book. The center pocket allows your student a storage spot so he can play this "game" again.

Cut books out on solid lines. Fold on dotted lines (matchbook style).

RAHAB

**A HELPFUL
WOMAN**

MIRIAM

**A HELPFUL
GIRL**

HELPFULNESS WORD SEARCH



Directions: Cut on dotted lines. After word find is completed, fold in half. Cut out cover piece and paste on front.

J	D	P	L	E	H	G	I	V	B	D	E	G
D	L	W	P	F	S	U	P	P	O	R	T	I
G	P	Q	L	A	J	J	K	C	V	A	E	V
K	A	Z	K	S	I	A	D	X	R	J	K	E
L	S	X	J	O	D	D	S	D	E	F	P	H
S	S	C	Y	P	W	I	E	E	L	O	L	E
C	I	V	G	I	T	L	F	E	I	S	Y	L
X	S	E	R	V	E	L	O	M	E	Y	T	P
A	T	N	P	C	Y	S	S	N	V	E	G	E
S	O	M	L	V	V	D	T	Y	E	E	R	
C	O	O	I	B	B	E	E	E	O	P	F	D
S	U	E	N	C	O	U	R	A	G	E	E	X
A	E	L	E	M	N	R	D	S	O	D	Q	C

Words to Find

HELP

AID

RELIEVE

ASSIST


SERVE

SUPPORT

ENCOURAGE

HELPER

GIVE



Hebrews 10:24

And let us consider how we may spur one another on toward love and good deeds.



Philippians 2:3

Do nothing out of selfish ambition or vain conceit, but in humility consider others better than yourselves.



Ecclesiastes 4:9-10

Two are better than one, because they have a good return for their work: If one falls down, his friend can help him up. But pity the man who falls and has no one to help him up!

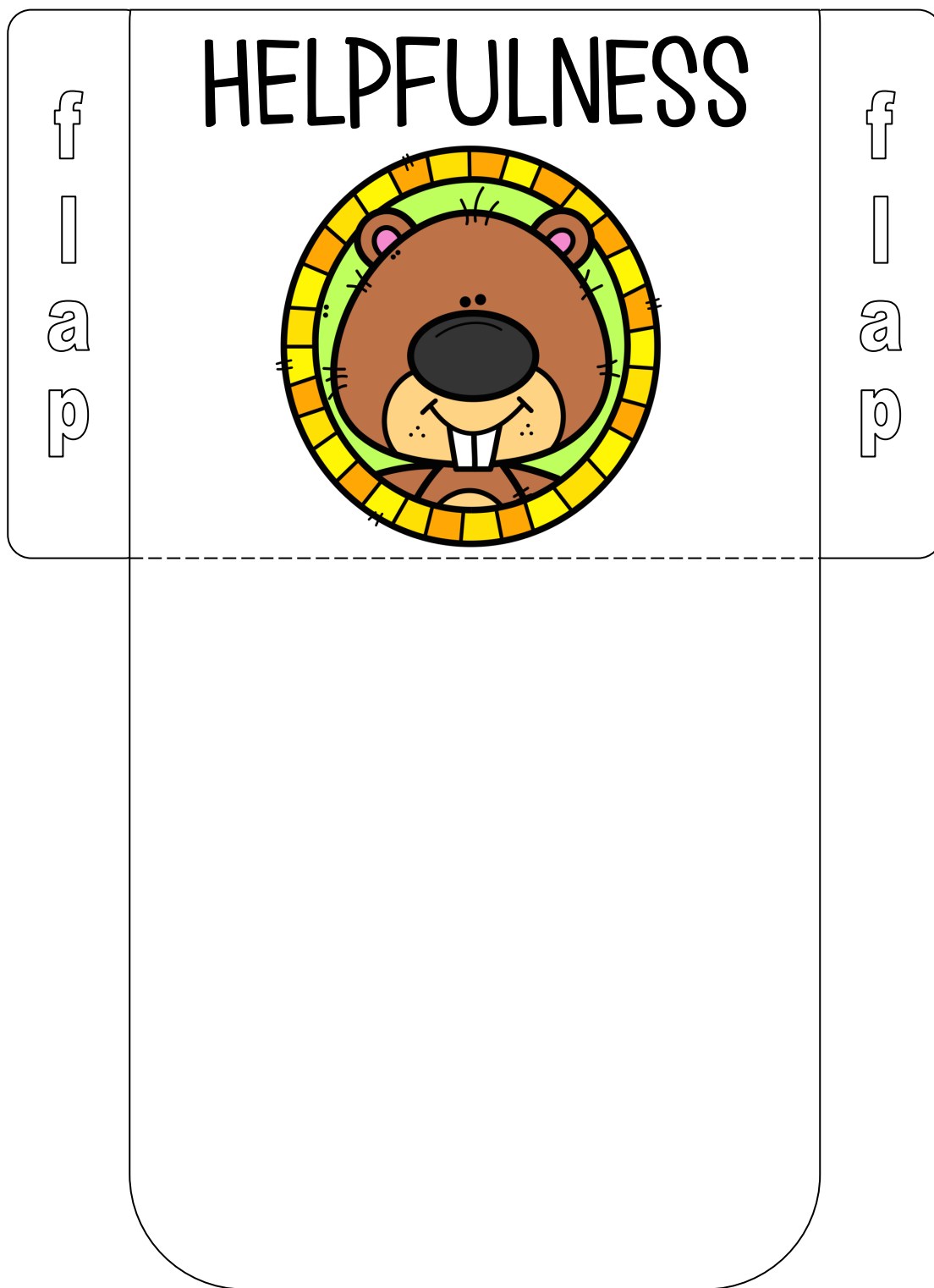


Hebrews 6:10

God is not unjust; he will not forget your work and the love you have shown him as you have helped his people and continue to help them."



Cut pocket out as one piece. Fold back up. Wrap flaps around the back and glue down.





Handwriting practice lines consisting of ten sets of three horizontal lines (top solid, middle dotted, bottom solid).



Handwriting practice lines consisting of two sets of three horizontal lines (top solid, middle dotted, bottom solid).

Handwriting practice lines consisting of one set of three horizontal lines (top solid, middle dotted, bottom solid).