



FROG



FROLIC

PRINTABLES



FROG FROLIC PRINTABLES

Pages 3-4: Frog Hop (number recognition, addition, subtraction, other math skills)

You need a plastic frog for this activity (or something small that you can pretend is a frog). Cut apart cards and place them all over the table. Use one of these suggestions:

1. Call out a number and ask the student hop (the frog) to the number.
2. Call out an addition equation and ask the student hop to the right sum.
3. Call out a subtraction problem and ask the student to hop to the right difference.
4. Call out a number and ask your student to find the number that comes before/after the number you called out.

Page 5: Feed the Frogs (counting, number recognition, understanding quantities)

Print and laminate page or put it in a plastic page protector. Using a dry erase marker, mom needs to write numbers in the second column. The student should use playdough to make bugs. The student should then place the correct amount of bugs for each frog in the third column.

Page 6: Frog to Lily Pad Maze (fine motor practice)

Pages 7-8: Rhyming Words

Sort the pictures on the rhyming mat.

Page 9: Frog Through the Flowers Maze (visual discrimination, fine motor)

Page 10: Froggy Word Find (visual discrimination, literacy)

Find a word. Color in the squares. Find another word. Color the squares with a different color. Continue until all words are found. You might also encourage your student to build these words with letter tiles or alphabet magnets.

Page 11: My Pet Frog (creative thinking, storytelling, literacy)

Mom can type right on this page! Let your child dictate his frog story to you while you type. This makes story writing easy for young children. They can write a great story without having to worry about handwriting, spelling, punctuation, etc. Kids usually write better stories when someone scribes for them.

Page 12: Froggy Facts

Mom can type right on this page! At the end of your study, ask your student what he has learned about frogs. Record the information on this page, print it, and put it in his notebook.

Pages 13-15: Frog Friends Number Book

Help your student write the number words in the blanks. Cut pages apart and stack together with cover on top. Staple to form a mini-book.

Pages 16-17: Predator and Prey

Read a book about what frogs eat and what eats frogs. Discuss the terms predator and prey. Let your student sort the cards on the mat.


Page 18: Bug Knock-Out! (counting, one-to-one correspondence)

Print two game boards. Take turns rolling a die and "eat" the bugs (cover them with beans or buttons). The first player to have all the bugs covered, wins! For a fun twist, if a player rolls a THREE, she can cover three of her bugs OR take three covers off of her opponent's board.

Page 19: Tally Marks (counting, one-to-one correspondence)

Record the correct number of tally marks in each square (or practice writing numbers).


9



5



1



2




8




3



7





4



6


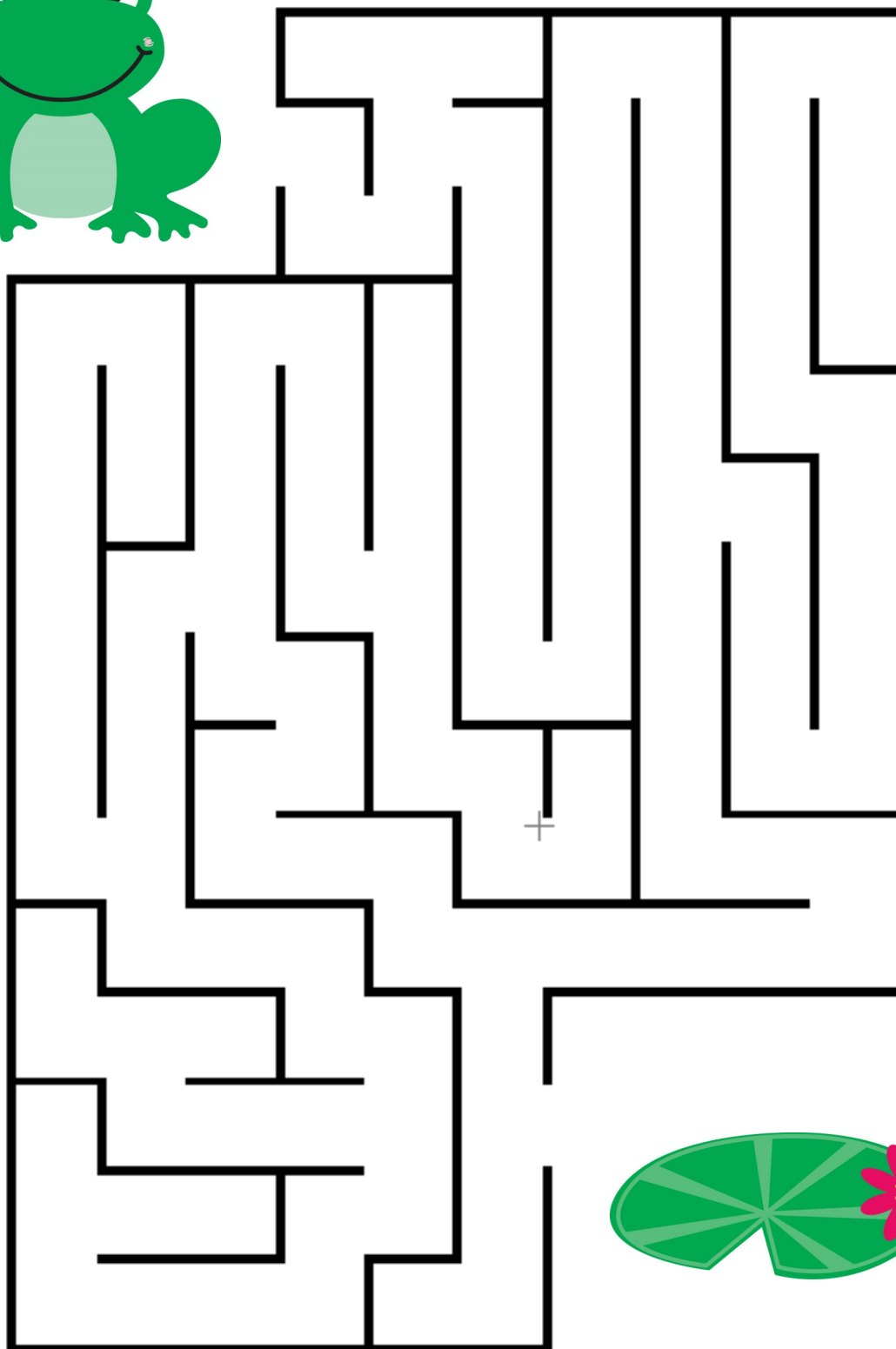




Feed the Frog Game



Please help the frog find her lily pad!




Words That Rhyme
with Frog


Words That Do Not
Rhyme with Frog

Rhyming Words Cards

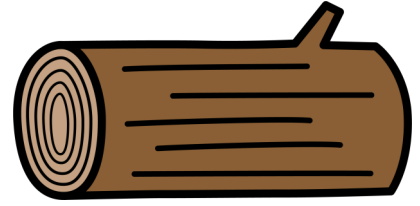
fog



hog




log




jog




dog




pod



cow




mop




pot





Please help Mr. Frog find Mrs. Frog. He needs to hop from flower to flower, but he must stay on the flowers that look like this.





WORDS TO FIND


frog

green

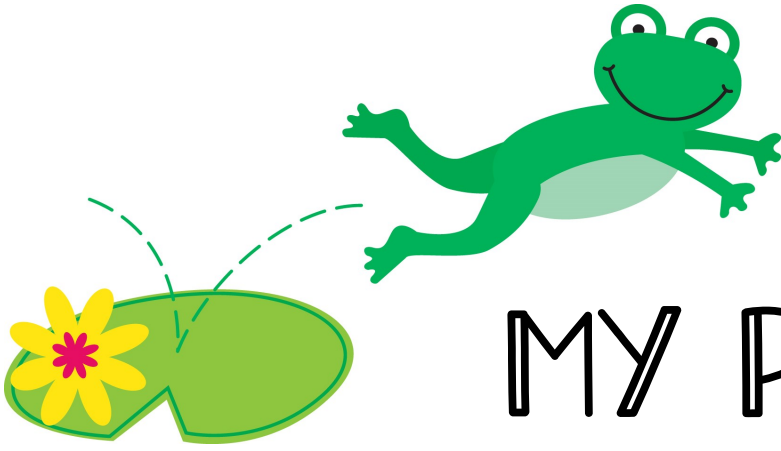
jump

hop

pond



J	H	O	P	G
U	F	A	Z	R
M	R	D	V	E
P	O	C	H	E
B	G	X	J	N
P	O	N	D	E




MY PET FROG




FROGGY FACTS




Frog Friends




I see _____ frog.



I see _____ frogs.






I see _____ frogs.



I see

.....




frogs.



I see

.....

frogs.




Predator


Prey

Predator Prey Sorting Cards


snake




fox




bass




hawk



cricket



snail




ant










worm



BUG KNOCK-OUT GAME



Frog Tally Marks



Terms of Use

This product may be used for your own classroom or personal use. It may not be shared as a pdf file, on the web, or in any other way. It should not be recreated or duplicated. © www.homeschoolshare.com

Clipart and Font Credits

[Goodness & Fun](#)

