


DILIGENCE



LAPBOOK

DILIGENCE LAPBOOK

1. Definition File Folder

Use this file folder to record a definition of the word.

2. Demonstrating Diligence

Write examples of ways you can be diligent: cleaning your room, putting away laundry, completing school work, memorizing scripture, etc.

3. Diligence Who's Who?

Read through and discuss the scenarios. Have your student sort them into pockets.

4. A Diligent Man: Titus

How was Titus diligent? Take a look at his life and write your answer in the match-book provided.

5. Word Search


6. Bible Verse Cards

Print the cards and store in the pocket. If desired, use the cards for copywork.

TERMS OF USE

This product may be used for your own classroom or personal use. It may not be shared as a pdf file, on the web, or in any other way. It should not be recreated or duplicated. © www.homeschoolshare.com

CLIPART AND FONT CREDITS



Diligence

Bible Verses

Verses to read, discuss, and memorize with your students:

Proverbs 12:24

Proverbs 22:29

Ecclesiastes 9:10

Deuteronomy 6:17

Colossians 3:23

Joshua 22:5

Proverbs 10:4

Proverbs 12:27

Proverbs 13:4

Proverbs 21:5

Proverbs 27:23

2 Peter 3:14

Definitions

Welcoming each task as a special assignment from the Lord and using all my energies to complete it (IBLP)

Steady and earnest in application; industrious. »French, from diligens, -entis, present participle of Latin diligere to choose (Chambers Dictionary)

Example in the Bible-

Titus (2 Corinthians 8: 16-24)

Hymns

Work for The Night Is Coming (Annie L. Coghill)



Rescue the Perishing (Fanny Crosby)

To the Work! (Fanny Crosby)

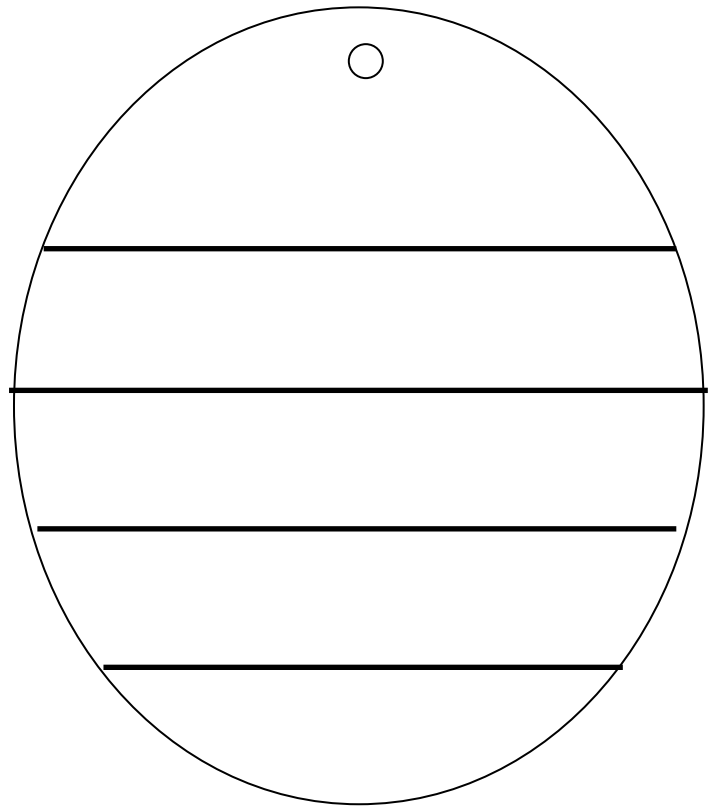
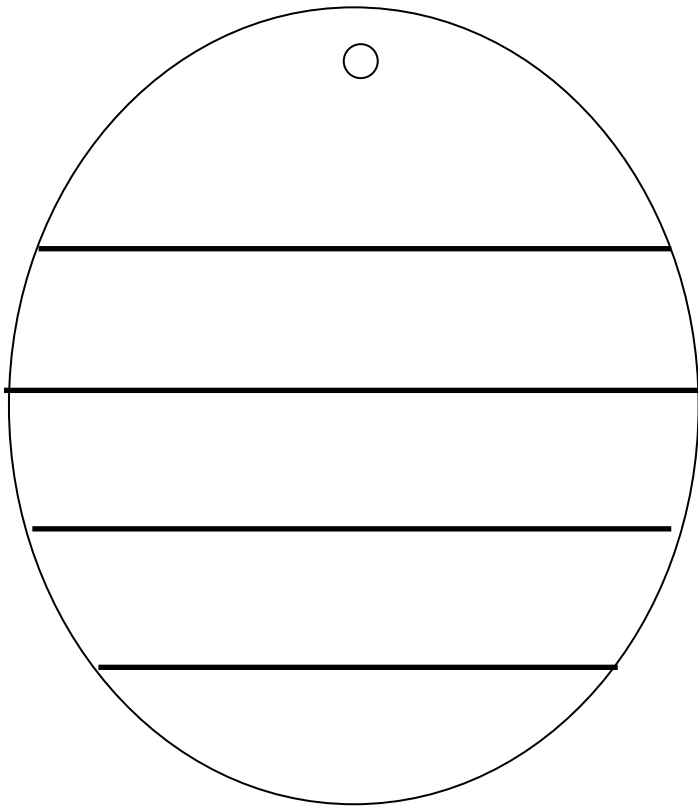
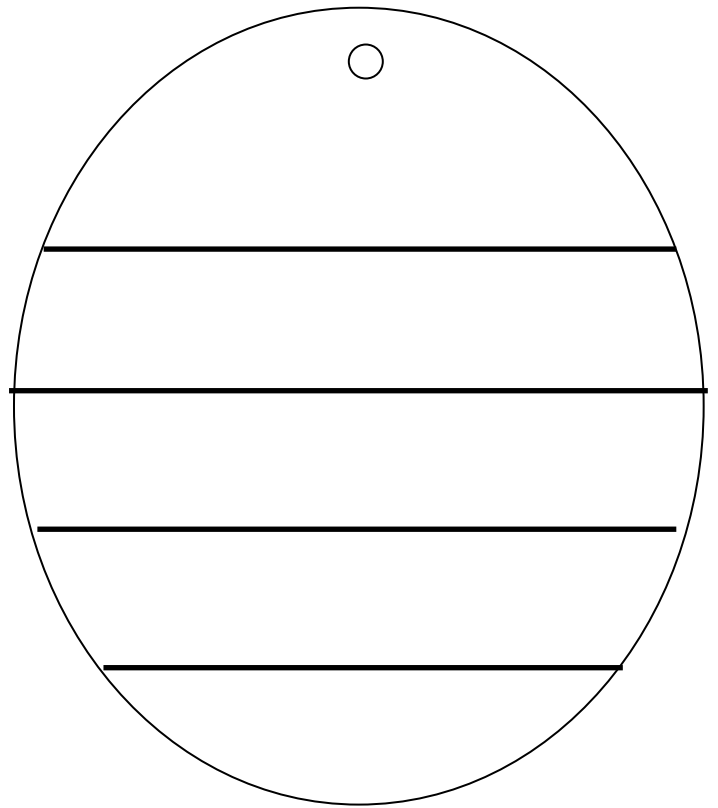
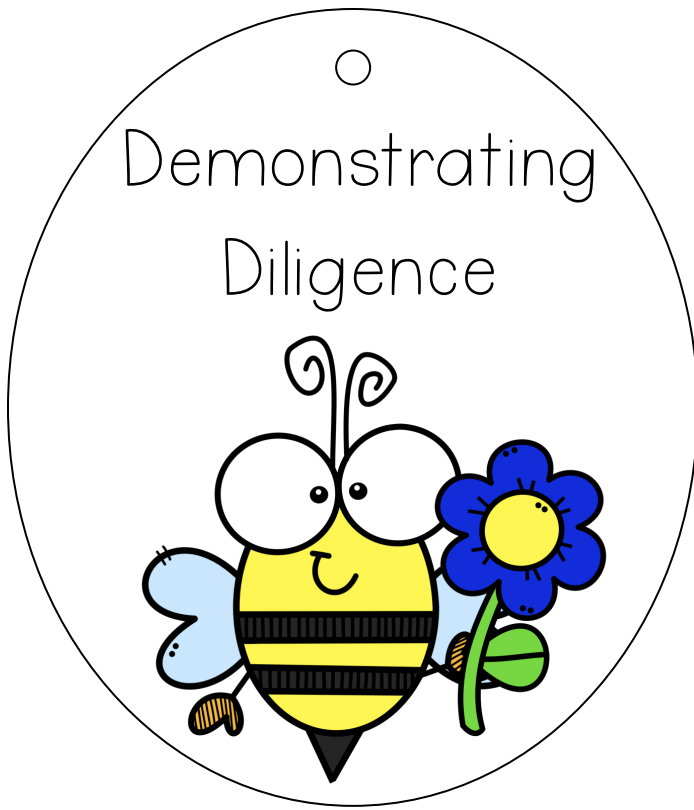
Have I Done My Best for Jesus? (Ensign Edwin Young)

Give of Your Best to The Master (Howard B. Grose)

WHAT IS DILIGENCE?




Directions: Cut book out on solid lines; fold on dotted lines. On the inside of the book, write the definition. Your students can also write what the character quality means in their own words, if desired.



PRINT ON CARDSTOCK. Cut each piece out on the solid black lines.
Attach with brass fastener where indicated.

DILIGENCE
WHO'S
WHO?



WRONG



RIGHT



<p>Marie washes three cups and one plate before she goes to the car to look for her jacket. When she comes back, she does one more dish before heading to her room to read a book. Many dirty</p>	<p>John keeps folding clothes even though he hears the T.V. being turned on in the family room.</p>
<p>Handwriting is very hard for Emma, but she works until her page is complete without any mistakes.</p>	<p>To clean his room quickly, Paul throws all the shoes and clothes under the bed. He stuffs some toys in the closet.</p>
<p>James keeps raking the leaves in the yard even though it means he may not get to take a bike ride.</p>	<p>Jan wipes down half the table before she goes to her room to play.</p>
<p>Cassidy spends ten minutes each day memorizing a Bible verse. At the end of the week, she is able to recite it perfectly to her dad.</p>	<p>Justin picks up all the toys off the floor, but decides he doesn't want to vacuum.</p>


Cut the book out in one piece (along the solid outer lines). Cut the sentence strips out along the solid outer lines. Fold the short edge of the book up along the dotted line so that the text is to the outside. Attach the pocket to the main portion of the book (on the right and left sides). Fold the “right” portion of the book over along the dotted line so that the pocket is on the inside. Do the same with the “wrong” portion of the book. The center pocket allows your student a storage spot so he can play this “game” again.

Cut book out. Fold on lines (matchbook style).

TITUS

A DILIGENT
MAN:

DILIGENCE WORD SEARCH



Directions: Cut on dotted lines. After word find is completed, fold in half. Cut out cover piece and paste on front.


E	D	Y	W	I	A	W	O	R	D	K	L
F	Z	J	O	B	G	H	C	E	C	O	N
I	K	J	R	F	C	O	N	S	T	A	N
N	F	C	K	L	T	A	S	G	A	B	P
I	E	E	G	C	D	I	L	F	S	E	B
S	U	Q	U	A	E	Y	T	G	K	R	H
H	N	U	N	R	S	N	R	A	J	A	M
M	I	T	D	E	O	Z	O	C	M	C	O
F	T	B	R	F	A	A	F	J	C	O	M
I	N	S	H	U	B	P	F	O	I	N	Q
C	O	M	P	L	E	T	E	P	E	F	F
L	C	V	J	C	K	T	I	D	C	O	N
A	L	D	I	L	I	G	E	N	C	E	F

Words to Find

WORK	CAREFUL	CONSTANT
ATTENTION	EFFORT	DILIGENCE
FINISH	JOB	TASK
COMPLETE	CONTINUE	

Ecclesiastes 9:10a

Whatever your hand finds to do, do it with all your might.




Deuteronomy 6:17

Be sure to keep the commands of the LORD your God and the stipulations and decrees he has given you.




Proverbs 12:24

Diligent hands will rule, but laziness ends in slave labor.




Proverbs 22:29


Do you see a man skilled in his work? He will serve before kings; he will not serve before obscure men.



Cut pocket out as one piece. Fold back up. Wrap flaps around the back and glue down.




Handwriting practice lines consisting of multiple sets of three horizontal lines (top, middle, and bottom lines) for text entry.



Handwriting practice lines consisting of four horizontal lines for text entry, located to the right of the bee illustration.

Handwriting practice lines consisting of solid top and bottom lines with a dotted midline. There are seven sets of these lines arranged vertically across the page.



Handwriting practice lines consisting of solid top and bottom lines with a dotted midline. There are three sets of these lines arranged vertically on the right side of the page.