



# Dandelion

## Unit Study

# Dandelion Unit Study

Book by Don Freeman

Unit study written by Ely Butuyan

Printables by Ami Brainerd

## *Language Arts*

### Discussion and Critical Thinking

Ask your child which Dandelion he/she likes better. The plain one or the dandy one?

Notice how Jennifer mentions in the letter “come as you are.” Does Dandelion follow her advice?

Why is the door at Jennifer’s home a “tall door”? Think of other animals at her party and imagine what their front doors would look like!

At the end of the book Dandelion says, "From now on I'll always be just plain me." Why is “just plain me” better?

### Titles

The author certainly had a lot of fun with this title! Discuss with your child the different ways we see the title in the story. Talk about how he is a “dandy-lion.” What is a dandy person? Someone who is always concerned with clothes and appearance. Also, how is Dandelion similar to the tiny flowers with the same name? Look at the “dandelion” crayon on a Crayola box. Match it with the book’s illustrations and point out this is the color used the most throughout the illustrations.

### Listmaking

You can write out a list from your student’s memory or just use this as a discussion lesson. What different things did Dandelion do to get ready for the party?

### Vocabulary

Flustered- to make nervous and unsure

Frizzy- tightly curled

Manicure- to trim closely and evenly (such as fingernails)

Bouquet- a bunch of flowers

Mane- long heavy hair growing about the neck and head

Torrents- a sudden rush of liquid (such as rain)

Paced- to walk with slow steady steps

Apologized- to say you are sorry

### Invitation Writing (and Hospitality)

Read and re-read the invitation Dandelion received from Jennifer Giraffe.

What information is important to include in an invitation? Decide on an event to host for special friends or a family member. Design invitations and send them off in the mail. If you want to do something simple, invite daddy to a special dinner or grandma to an afternoon tea. Discuss hospitality and let your student help you prepare the table and treats.

### Real or Pretend?

Ask your student if this story is real or imaginary? Discuss the elements of this story that make it fiction. Introduce the word *fiction* to your older student (something told or written that is not fact).

## ***Social Studies***

### Human Relationships

Perhaps your child is too young to identify with Dandelion's obsession with his looks, but you could point out how sometimes they can become too preoccupied with belongings like their favorite train set, or a particular movie, clothing with favorite character on them. Sometimes we even compared how many of these things our friends or neighbors have that we don't. This is in a way the same thing Dandelion was doing. Another conversation point could be that in order for Dandelion to get "ready" for the party he had to pay for all those services. He spent a lot of money in things that were not necessary.

### Learning Your Address

Miss Giraffe tells Dandelion that he has the wrong address. What is an address? Discuss with your student and help him memorize his own address.

### Occupations

Introduce your student to some of the occupations mentioned in this story. Would he like to do any of these jobs when he grows up? Why (or why not)?

Barber- person whose business is cutting and dressing hair and shaving beards

Tailor- a person whose occupation is making or making adjustments in clothes

Florist- a person who sells flowers and ornamental plants

## ***Science & Health***

### Weather Changes

Notice how Dandelion wakes up to a sunny day, but suddenly the weather changes to windy-rainy. Point out or recall a time when you experience this kind of sudden weather change at home.

### Weather Watcher

Help your student chart the weather for one week or one month.

### Introduction to Mammals

What other animals are at Jennifer Giraffe's Tea Party? (monkey, cheetah, zebra, hippo). All of the animals in this story are mammals. You may want to introduce this term to your student. Mammals are animals who are usually covered in hair (fur); they also give birth to live animals (they don't lay eggs) and nourish their young with milk produced by the mother.

### Daily Exercise

At the beginning of the story we learn that Dandelion did his daily exercises. You may want to start your day each day with some basic exercises—jumping jacks, toe-touches, hopping, marching to music, etc.

## ***Art***

### Monochromatic

The illustrations in the story seem very monochromatic (having or consisting of one color) and yet all the animals in the story are colored the same or very closely to their colors in real life. Ask your child to look at the animals at the tea party and verify if they were painted the right color.

### Motion

Notice the use of lines on the illustrations. How does the author show Dandelion running, or wet, or the wind blowing? It's all in the direction of the lines. Practice making wind or someone with wet hair by copying the lines in the story.

### Emotions in Art

Sometimes art can reflect an emotion. Look at the page where Dandelion is under the weeping willow. His hair looks just like the tree as if they are both sad.

### ***Math***

#### Shapes

There are so many shapes you can spot on this book! Here are some to get you started: diamonds on Jennifer, her steps and Dandelion's jacket & cap; rectangles on doors and Lou's floor; cone on hat; cylinder on rollers.

#### Counting

How many flowers is Dandelion carrying on his bouquet? How many does he find by Jennifer's steps? Can you spot where Jennifer places the flowers?

#### Telling Time

Use a play clock to show the following. What time the invitation said the tea began? Did Dandelion arrive on time? What time did he arrive the second time? How late was he? (a whole hour).

### ***Bible***

Discuss the following verses with your student:

Psalm 139:14

I Samuel 16:7

You may want to consider memorizing one of the verses this week.

### ***Library List of Don Freeman Books:***

*Corduroy*

*A Pocket for Corduroy*

*Norman the Doorman*

*Will's Quill*

*Fly High, Fly Low*

*Bearymore*

*A Rainbow of My Own*

### ***Fun Activities***

1. Field Trip-- choose one or all of these places to visit with your child: a tailor, a barber shop, a flower shop.
2. I Spy: Spot the differences in the two pages where Dandelion is ringing the bell at Jennifer's home; one with all his dandy looks and one without.
3. Buy a gold ink felt pen (or use a "dandelion" crayon instead) and write a letter or invitation. Invite someone over for tea or hot chocolate. Make sure to include the time.
4. Dandelion Craft

Supplies:

2 wiggle eyes

Sharpie black marker

dark yellow yarn

small yellow paper plate

stems and leaves from fake flower

hot glue gun/glue, if desired

Make a lion face using the paper plate. Glue the eyes on. Draw a nose, mouth, etc. with the permanent marker. Glue loops of the yarn around the outer edge of the plate to form a mane. After the yarn is dry, add the stem with leaves to the back of the paper plate. You may want to use hot glue to attach this (the adult will need to do this part without help from the child).

Materials and information on this website may be used for your own personal and school use. **Material may not be shared electronically or be used for resale.**

© Homeschool Share

Cut out book as one piece. Fold left side in. Fold right side in. Open book.  
Cut on dotted lines to form five flaps. Refold book.

**MONDAY**

**TUESDAY**

**WEDNESDAY**

**THURSDAY**

**FRIDAY**

**MY**

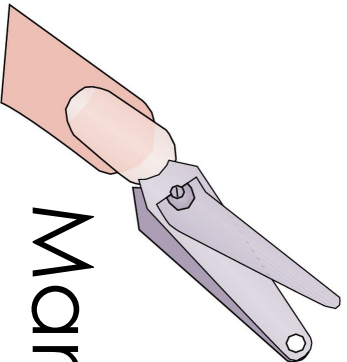
**EXERCISE  
SCHEDULE**





Paced

to walk with slow  
steady steps



Manicure


to trim closely and even-  
ly (such as  
fingernails)



Mane


Long heavy hair  
growing about the  
neck and head

Bouquet




a bunch  
of flowers






Apologized

to say you are sorry




Frizzy

tightly curled



Torrent


a sudden rush of liquid  
(such as rain)



What does  
a  
**BARBER**  
do?




What does  
a  
**TAILOR**  
do?




What does  
a  
**FLORIST**  
do?

What do  
**YOU**  
want to do?




Snowy



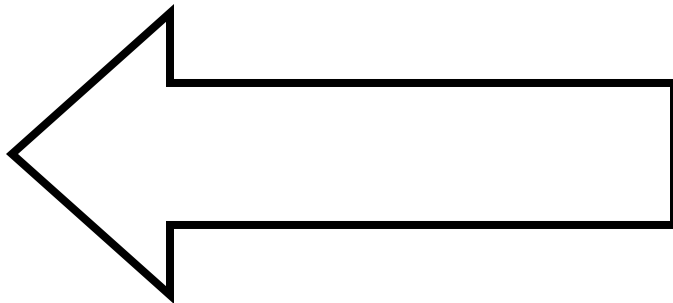
Sunny



Rainy




Cloudy



CLOUDY	SUNNY	RAINY	SNOWY
			

You are looking at the inside of the book. Cut out as one piece. Fold left side in.  
Fold right side in. Fold top down. Paste cover piece on top. Glue mammals on to  
the pages. Some are found on the next page.




Mammals give birth to live  
babies.

Mammals have fur or hair.



Mammals feed their young  
milk.

MAMMALS



Mammals are warm-  
blooded.


Fold in half on solid line. Cut around house shape.



Where I Live



“The LORD does not  
look at the things  
man looks at. Man  
looks at the outward  
appearance, but  
the LORD looks at  
the heart.”  
1 Samuel 16:7b



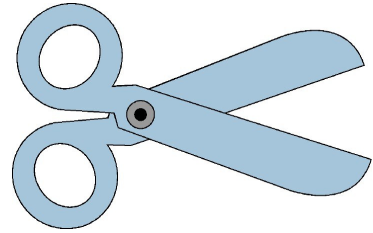
“I praise you  
because I am  
fearfully and  
wonderfully made;  
your works are  
wonderful, I know  
that full well.”  
Psalm 139:14



# Getting Ready for the Party

☐

Hair Trimmed

☐

Nails Trimmed

☐

Hair Washed

☐

Hair Colored

☐

Hair Curled

☐

New Jacket

☐

New Cap & Cane

☐

New Shoes

☐

Flowers for Jennifer

