

Christmas Around the World



Australia

Christmas in Australia

Geography:

Australia is like no other country in the world. It is the only country that is also a continent. It is completely surrounded by water like an island, but because of its size it is classified as a continent. It is the world's sixth largest country and the smallest continent in area. Australia is known as the "land down under," because it is the only inhabited continent that is below the equator, and lies completely in the southern Hemisphere. It is located in the South Pacific and Indian Oceans. The huge interior of Australia is mostly desert or dry grassland. It is famous for its vast open spaces, bright sunshine, enormous numbers of sheep and cattle, and unusual wildlife.

Preparations:

Most Australians trim a tree at Christmas, whether real or artificial, early in December. And many decorate their homes with wattle flowers, bottlebrush and cuttings from Australia's own Christmas bush. Christmas bush a tall shrub with sepals that turn bright red-pink at around Christmas time.

Outdoor lights and decorations have become more popular with nativity scenes and Santa and his team appearing on lawns everywhere.

Traditions:

Christmas in Australia is celebrated in the country's summertime, when temperatures can range from 80-100 degrees F. No snow and log fires for them, though their Christmas Cards and traditions usually depict those of colder climates. Australia is a multicultural country and with this, the traditions are often mingled and derived from a mixture of other countries.

They have Christmas Trees, Father Christmas, Christmas Carols and gifts, which are a familiar Christmas scenario. Christmas Dinner may be a barbeque in the backyard or a picnic on a beach though.

A traditional meal includes a turkey dinner, with ham, and pork. A flaming Christmas plum pudding is added for dessert. In the Australian gold rushes, Christmas puddings often contained a gold nugget. Today a small favor is baked

inside. Whoever finds this knows s/he will enjoy good luck. Another treat is Mince Pies.

Some Australians and tourists often have their Christmas dinner at midday on a local beach. Bondi Beach in Sydney's Eastern Suburbs attracts thousands of people on Christmas Day. Other families enjoy their day by having a picnic. If they are at home, the day is punctuated by swimming in a pool, playing cricket out in the backyard, and other outdoor activities.

The warm weather allows Australians to enjoy a tradition that commenced in 1937. *Carols by Candlelight* is held every year on Christmas Eve, where tens of thousands of people gather in the city of Melbourne to sing their favorite Christmas songs. The evening is lit by as many candles singing under a clean cut night sky. The sky with its Southern Cross stars is like a mirror. Sydney and the other capital cities also enjoy Carols in the weeks leading up to Christmas.

Boxing Day is another Holiday that is celebrated in Australia. It is celebrated the day after Christmas on December 26th, as part of the Christmas Spirit (giving). While the exact origins of the holiday are obscure, it is likely that Boxing Day began in England during the Middle Ages. Some historians say the holiday developed because servants were required to work on Christmas Day, but took the following day off. As servants prepared to leave to visit their families, their employers would present them with gift boxes.

Another theory is that the boxes placed in churches where parishioners deposited coins for the poor were opened and the contents distributed on December 26, which is also the Feast of St. Stephen. As time went by, Boxing Day gift giving expanded to include those who had rendered a service during the previous year. This tradition survives today as people give presents to tradesmen, mail carriers, doormen, porters, and others who have helped them.

Boxing day is celebrated in Great Britain and in most areas settled by the English (the U.S. is the major exception), including Canada, Australia, and New Zealand.

Songs:

The 12-Days of Christmas: The Australian Version

On the first day of Christmas, my true love sent to me
A kookaburra in a gum tree

On the second day of Christmas, my true love sent to me
Two snakes on skis, and a kookaburra in a gum tree
Three wet galahs ...
Four lyrebirds ...
Five kangaroos ...
Six sharks a - surfing ...
Seven emus laying ...
Eight dingo dancing ...
Nine crocs a - snoozing ...
Ten wombats washing ...
Eleven lizards leaping ...
Twelve possums playing ...

On the twelfth day of Christmas, my true love sent to me
Twelve possums playing, Eleven lizards leaping,
Ten wombats washing, Nine crocs a - snoozing,
Eight dingo dancing, Seven emus laying,
Six sharks a - surfing, Five kangaroos,
Four lyrebirds, Three wet galahs,
Two snakes on skis, And a kookaburra in a gum tree.

Another song enjoyed in Australia is [6 White Boomers](#).

Recipes:

Lamingtons are often left for Santa as a treat. They are cake squares smothered in coconut. Try making one!

Ingredients:

One 9 oz. box of yellow cake mix.
One 8" by 8" square cake pan.
Chocolate frosting
A knife to spread the frosting
Dried coconut

Method:

1. Mix and Bake the cake according to package instructions.
2. Let the cake cool.
3. Cut the cake into squares.
4. Frost the top and sides with frosting.
5. Cover the top and the sides of the frosted cake with coconut.

Anzac Biscuits

Ingredients:

- 1cup plain flour
- 1 cup rolled oats (regular oatmeal) uncooked
- 1 cup desiccated coconut
- 1 cup brown sugar
- 1/2 cup butter
- 2 Tbsps. golden syrup (or honey)
- 1 tsp bicarbonate of soda
- 2 Tbsps. boiling water

Method:

1. Combine the flour (sifted), oats, coconut and sugar in a bowl.
2. Melt the butter and Golden Syrup (or honey) in a saucepan over a low heat.
3. Mix the bicarbonate of soda with the water and add to the butter and Golden Syrup.
4. Pour the liquids into the dry ingredients and mix well.
5. Spoon dollops of mixture, about the size of a walnut shell, onto a greased tin leaving as much space again between dollops to allow for spreading.
6. Bake in a moderate oven, 180C / 350F, for 15-20 minutes.
7. Cool on a wire rack and seal in airtight containers.

Tips:

The American tablespoon is a little smaller than the British tablespoon, so be generous with your Golden Syrup (or Honey) and Water. If you have any thoughts of keeping the biscuits for any length of time I suggest you keep them in a padlocked container.

Crafts:

Christmas Crackers

Cut a paper towel tube to the desired length. Fill with candy. Wrap with wrapping paper allowing paper to hang over ends. Then twist ends and secure with ribbon.

Additional Information: [Video](#)

Materials and information on this website may be used for your own personal and school use. Material may not be shared electronically or be used for resale.

© Homeschool Share

Directions: Cut out book as one piece. Fold in half. Paste the map (next page) inside the book.

Where in the World is Australia?



Directions: Cut out book. Fold in half. Use the inside of the book to record the names of songs or song lyrics.


Christmas Songs



Find and color Australia on the map below.



Directions: Paste map to the inside of the book on the previous page. © Homeschool Share



Directions: Cut out book as one piece. Fold it like a pamphlet, using the dotted lines as your guide.

Color, cut, and paste the flag inside the book. If desired, use the rest of the book to write flag facts.

AUSTRALIA



Preparations and Traditions

Directions: Cut on solid. Fold on dotted. This is the cover book.


Cut out the two books on the next page. Fold in half. Paste them inside the cover book.

Record preparation and tradition information inside the books.

Preparations



Traditions



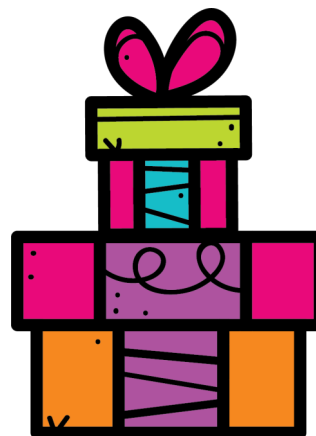
Directions: Cut out books. Fold in half. Paste into the cover book on the previous page.

Directions: Cut out books. Fold in half. Use the inside of the book to record information.


Christmas
Bush



Boxing Day



Directions: Color and cut out ornament. Write the name of the country on the back. Add the ornament to your Christmas Around the World tree.



Terms of Use

This product may be used for your own classroom or personal use. It may not be shared as a pdf file, on the web, or in any other way. It should not be recreated or duplicated. © www.homeschoolshare.com

Clipart and Font Credits

