


Caps for Sale


Wearing All These Hats!

Print on cardstock. Laminate, if desired. Cut out monkey piece. Glue the back to your lapbook. Add a Velcro dot to the monkey's head. Cut out hats. Add a Velcro dot to each hat. Let your student have fun trying different hats on the monkey. Store hats in an envelope in your lapbook.



Monkey See, Monkey Do

Cut out poem as one piece. Fold in half and paste cover to the front.
Act out the poem with motions as you read it to your child.



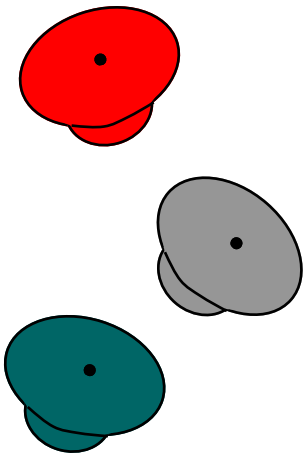



A little monkey likes to do
Just the same as you and you;
When you sit up very tall,
Monkey sits up very tall;
When you pretend to throw a ball,
Monkey pretends to throw a ball;
When you try to touch your toes,
Monkey tries to touch his toes;
When you move your little nose,
Monkey moves his little nose;
When you jump up in the air,
Monkey jumps up in the air;
When you sit down in a chair,
Monkey sits down in a chair.

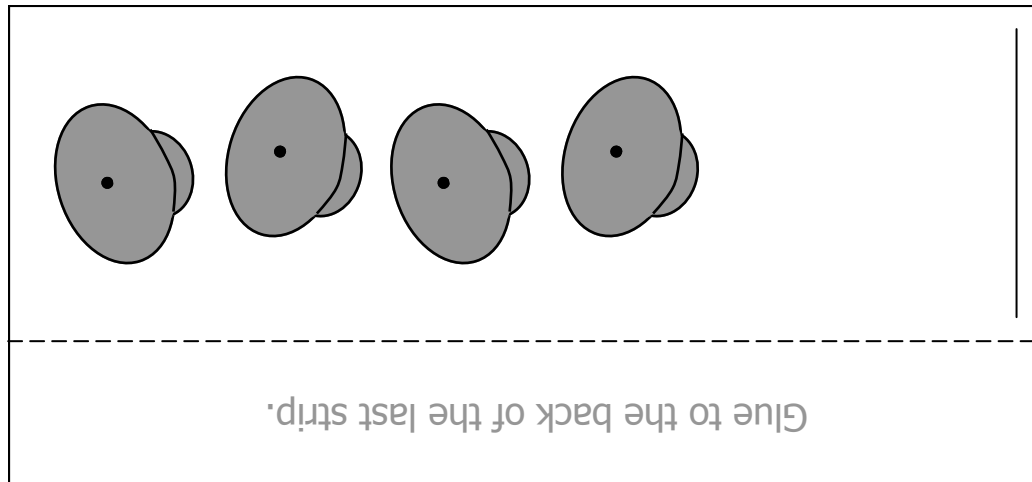
Monkey See,
Monkey Do

Count the Caps

Write the answers on the blank lines.

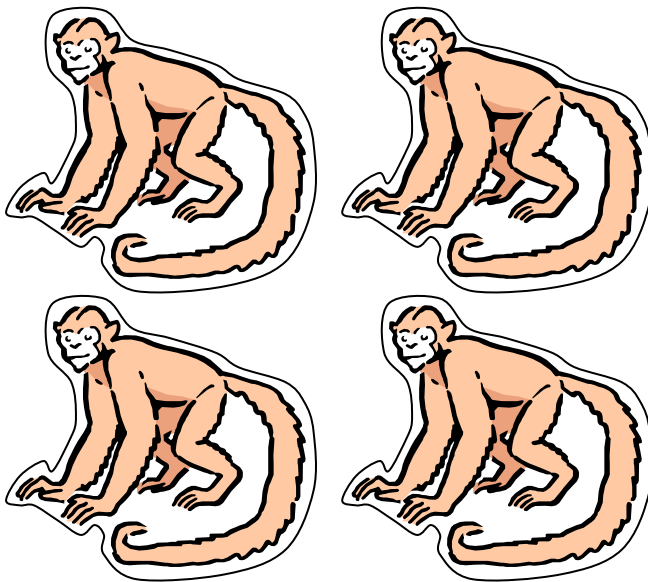
Cut on the solid lines. Cut piece out on next page. Glue as indicated. Fold like an accordion, using the dotted lines as your guide.

<h2>Count the Caps</h2> 	 _____	 _____	 _____
--	---	---	--





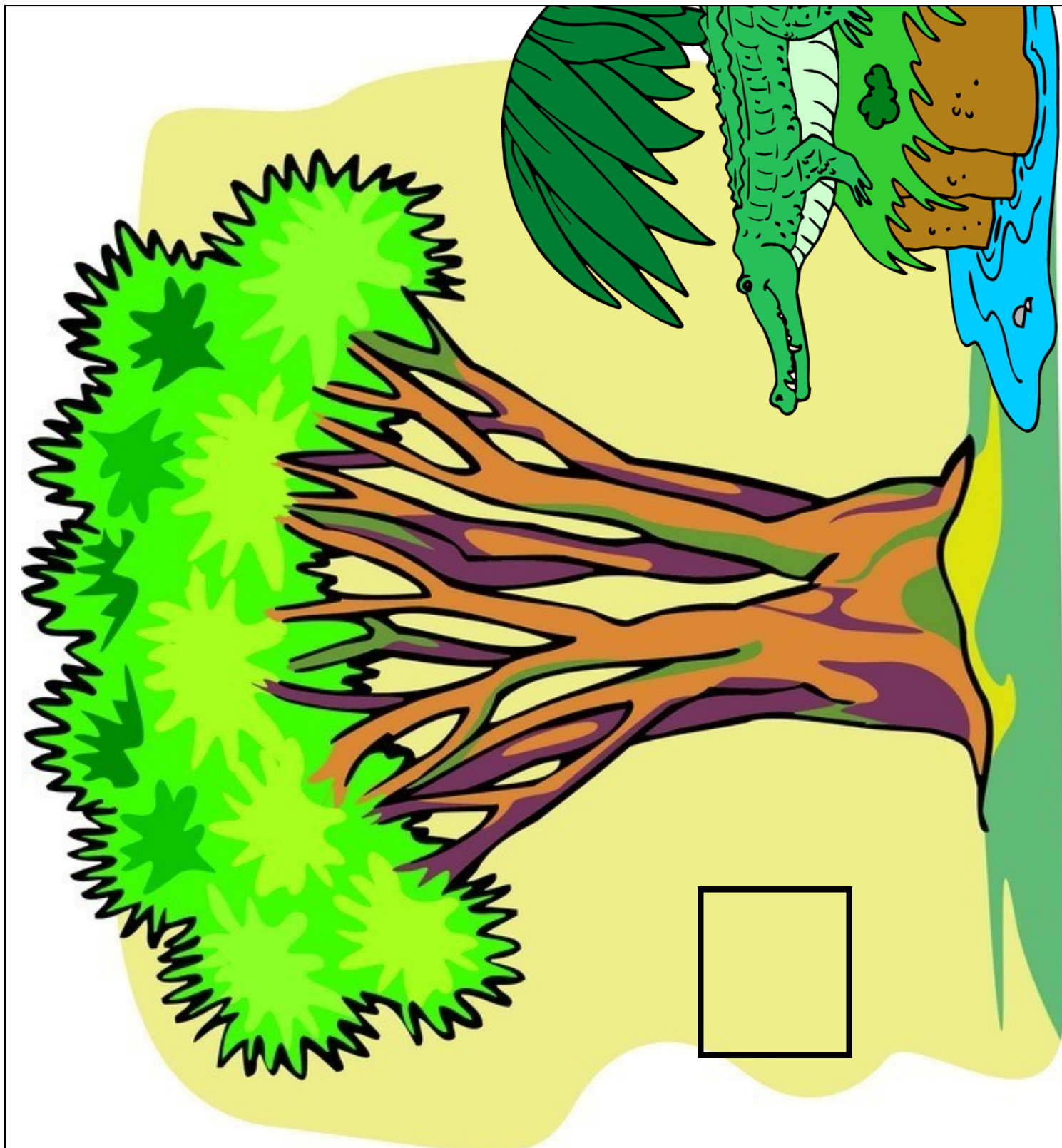
Monkeys in a Tree

Laminate monkeys and numbers. Sing the song together and use the math mat (next page) to practice counting monkeys.



Five little monkeys
Sitting in a tree
Teasing Mr. Crocodile--
"You can't catch me."
"You can't catch me."
Along comes Mr. Crocodile
As quiet as can be--
SNAP!!!





How Much?

This is a
quarter. It is
worth twenty-
five cents.

Cut out all the pages (five total).
Let you student cut and paste
the coins. Stack book together
with cover on top and staple.



How Much Is
It Worth?




This is a dime.
It is worth
ten cents.

This is a penny.
It is worth
one cent.


This is a nickel.
It is worth
five cents.

Design a Cap

Let your student color and decorate the cap below. Paste it to your lapbook.



Piggy Bank



Print this page on **card stock**. Cut each piece out. Cut a slit in the slot on the piggy bank (on the line). Bend the pull tab to fit it through the slit. Your child should be able to put the fifty cents in and out of the bank by pulling on the tab.

www.homeschoolshare.com

Coin images licensed from the
Clip Art Gallery on DiscoverySchool.com.

Caps for Sale Unit

prepared by Beth Mohr

Keep it Under Your Hat Game

Hide an object under a hat for them to guess. Give clues. Guesser gets to hide the next object (make sure all get a chance to hide something)

Play Monkey See, Monkey Do

Pick a leader to make silly movements and others try to imitate it. Change leader.

Say this poem together as a variation of Monkey See, Monkey Do:

A little monkey likes to do
Just the same as you and you;
When you sit up very tall,
Monkey sits up very tall;
When you pretend to throw a ball,
Monkey pretends to throw a ball;
When you try to touch your toes,
Monkey tries to touch his toes;
When you move your little nose,
Monkey moves his little nose;
When you jump up in the air,
Monkey jumps up in the air;
When you sit down in a chair,
Monkey sits down in a chair



Make Monkey/Tree Picture

Draw a tree outline. Stamp your child's thumb on an ink pad. Let him make prints on a tree (two thumbprints per monkey-- one for the head, one for the body). Let your child add faces, arms, legs, and tails with a fine marker (crayon or colored pencil).

Recipe: Banana Butter

Mash 3 small ripe bananas with a fork. Mix in $\frac{3}{4}$ Cup peanut butter. Add $\frac{1}{4}$ tsp cinnamon, 1 tsp shredded coconut and $\frac{1}{2}$ Cup raisins. Blend well. Serve the banana butter on bread, crackers or fruit.

Recipe: Frozen Banana Treat

4 ripe bananas

1/2 cup heavy cream

1 TB sugar

1 12-oz bag semi-sweet chocolate chips

1 cup walnuts, finely chopped

8 popsicle sticks



Peel and remove the strings from the bananas. Cut them horizontally to make 2 banana pops from one full banana. Insert the popsicle sticks in the thick end of the banana pieces and place on a baking sheet lined with wax paper. Freeze for 2 hours. In a small saucepan, heat the heavy cream and sugar to a low simmer and stir until the sugar has dissolved, about 1 minute. Remove from the heat. Melt the chocolate in a bowl over a saucepan of simmering water. Add the heavy cream and stir until smooth. Remove from the heat. Place the chopped walnuts in a shallow dish or pie pan. One at a time, dip the frozen bananas in the chocolate. You may have to spoon some of the chocolate over the banana and smooth it out. Sprinkle the nuts all over the banana, transfer to the lined baking sheet and freeze until ready to eat.

Phonics: Letters Mm and or Cc

Look through pictures in magazines that start with each letter. Cut them out. Paste the Mm pictures in an *M*minit book and the Cc pictures in a *C*minit book. Add to notebook or lapbook.

Five Little Monkeys

Make stick puppets and act them out (include a puppet pocket in your lapbook)

Five little monkeys jumping
on the bed
One fell off and bumped
his head
Mama called the doctor and
the doctor Said,
" No more monkeys
jumping on the bed!"


Four little monkeys jumping
on the bed . . .
Three little monkeys jumping
on the bed . . .
(continue until you have no little monkeys jumping on the bed.)

Song

The Monkeys at the Zoo (tune of Farmer in the Dell)

The monkeys at the zoo,
The monkeys at the zoo,
Hi-ho, they laugh and play,
The monkeys at the zoo.

The monkeys run and hide,
The monkeys run and hide,
They like to play then run away,
The monkeys at the zoo.



Monkeys around the World

Print different pictures (use google images) of monkeys. Cut them out and help your child place them on the map. You may want to take a picture of the completed map. Place it next to the map (cleared off) and let the child put the pictures on according to the picture key.

Some ideas--

White-fronted Marmoset	Brazil, South America
Golden Lion Marmoset	Brazil, South America
Red Howler Monkey	Venezuela, South America
Black Spider Monkey	Venezuela, South America
Saki Monkey	Guyana, South America
Macaque (Snow Monkey)	Japan
Francois's Langur	South Asia
Black-faced Vervet Monkey	East Africa
Mandrill	Africa
Grey-Cheeked Mangabey	West Africa
Red Colobus Monkey	Uganda and Tanzania
Redtail Monkey	Africa
Black-and-White Colobus Monkey	East Africa