


LEAVES
LAKE



Cut out top portion as one piece. Cut out long rectangle with an exacto knife. Cut out bottom portion as one piece. Cut on orange lines. Roll up bottom portion and stick them through the rectangle on the top portion. Video to help- http://www.liveandlearnpress.com/movies/000_0441.mov


BEAVER

TALES



UNLESS THE LORD BUILDS
THE HOUSE, ITS BUILDERS
LABOR IN VAIN.

PSALM 127:1



THERE IS A TIME FOR
EVERYTHING, AND A SEASON
FOR EVERY ACTIVITY UNDER
HEAVEN . . . A TIME TO
TEAR DOWN, AND A TIME
TO BUILD UP.

ECCLESIASTES 3:1, 3

WHAT DOES THE
BIBLE SAY ABOUT
BUILDING?



THEREFORE EVERYONE WHO
HEARS THESE WORDS OF MINE
AND PUTS THEM INTO PRACTICE
IS LIKE A WISE MAN WHO BUILT
HIS HOUSE ON THE ROCK.

MATTHEW 7:24



Idioms




WORK LIKE A BEAVER

BUSY AS A BEAVER

EAGER BEAVER

Print on cardstock. Write the meaning for each idiom on the lines provided. Stack pages together with cover on top and secure with a brad.

Do You Know
These Words?



CASTOREUM

Cut on solid black lines. Stack book together. Your student will have six tabs to flip through (two at the top, two on the side, and two on the bottom).

www.homeschoolshare.com

LODGE

RODENT

DAM

CANAL


RITS


Cut books out. Fold on lines (matchbook style).



Cut out book as one piece. Fold left side under. Fold right side under (it is the cover). Unfold book. Cut on the two lines between the names to form five flaps.

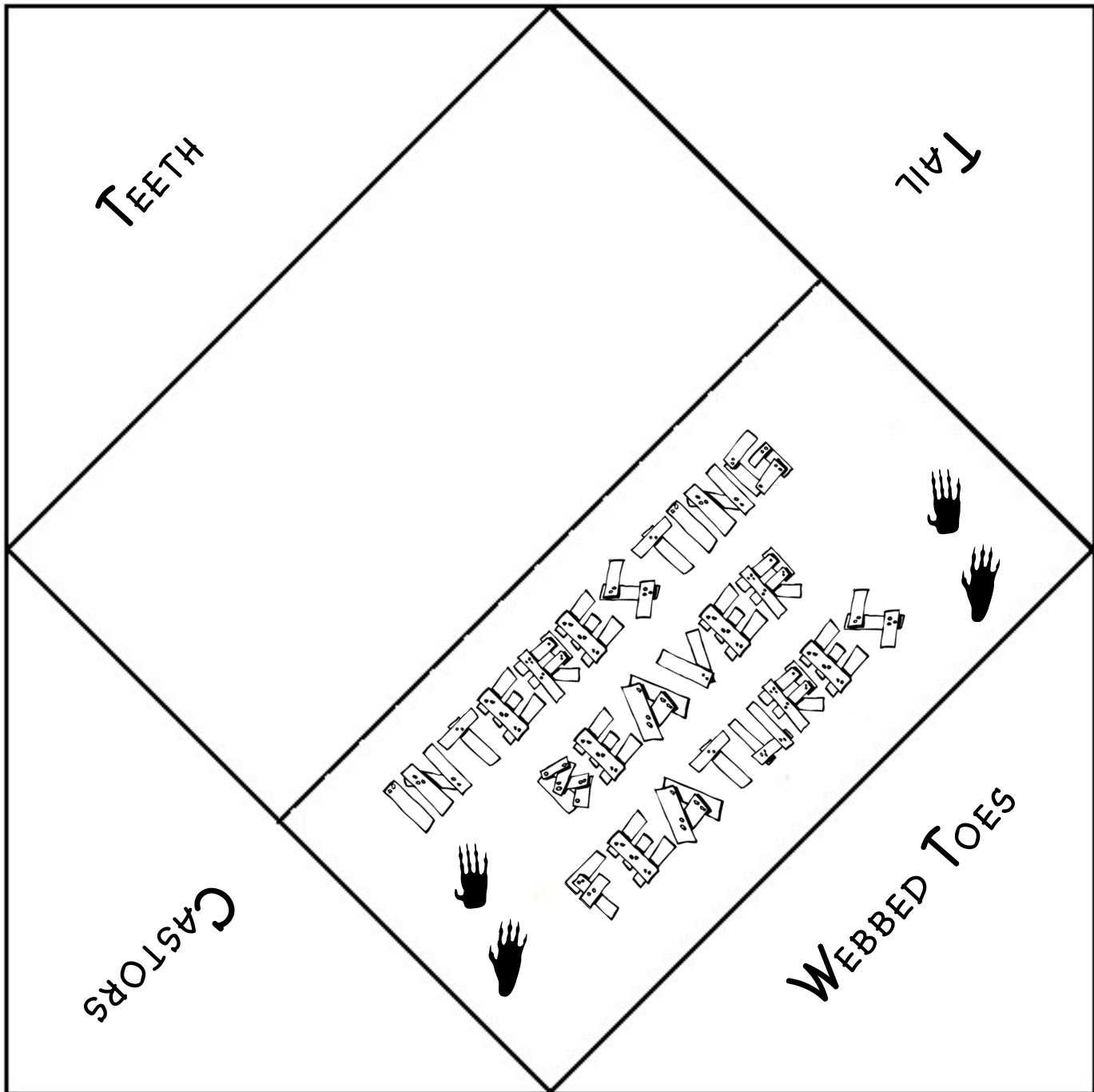
www.homeschoolshare.com

CLASS		<div>BEAVER CLASSIFICATION</div> 
ORDER		
FAMILY		
GENUS		
SPECIES		



Fold paper in half. Cut around beaver shape.

Cut book out as one piece. Fold each triangle under. Life and write about each beaver feature. When you are finished, fold the flaps under and fold the book in half with the cover on top.




BOOKS I'VE READ ABOUT BEAVERS




TITLE _____

AUTHOR _____

I LIKED IT




I DID NOT




TITLE _____

AUTHOR _____

I LIKED IT




I DID NOT




TITLE _____

AUTHOR _____

I LIKED IT



I DID NOT



A BEAVER'S LIFE FOR ME!



Mom and Dad beavers
stay together for

They live in groups called

MATES

Beavers are known as
Nature's Engineers. They
work by

trees and using them to
build

Then beavers spend time
on repairing the lodge and
storing food.

WORK

Babies are called

The ones born the year
before are called

Young usually live with
their families for

Their parents take good
care of them.

FAMILY

A BEAVER'S LIFE FOR ME!



MATES

WORK

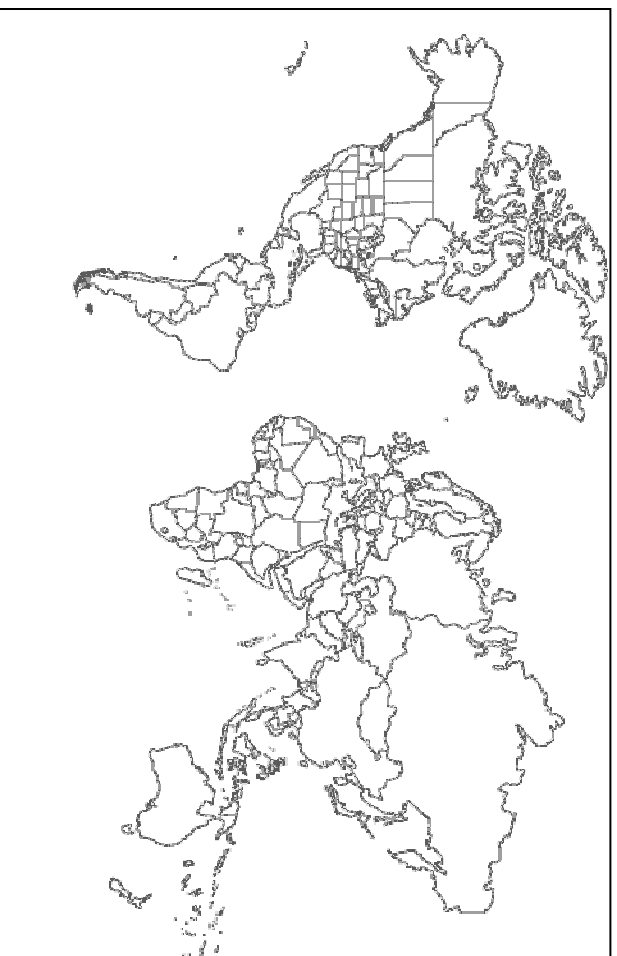
FAMILY

COULD I FIND A BEAVER?

WHERE IN THE WORLD...

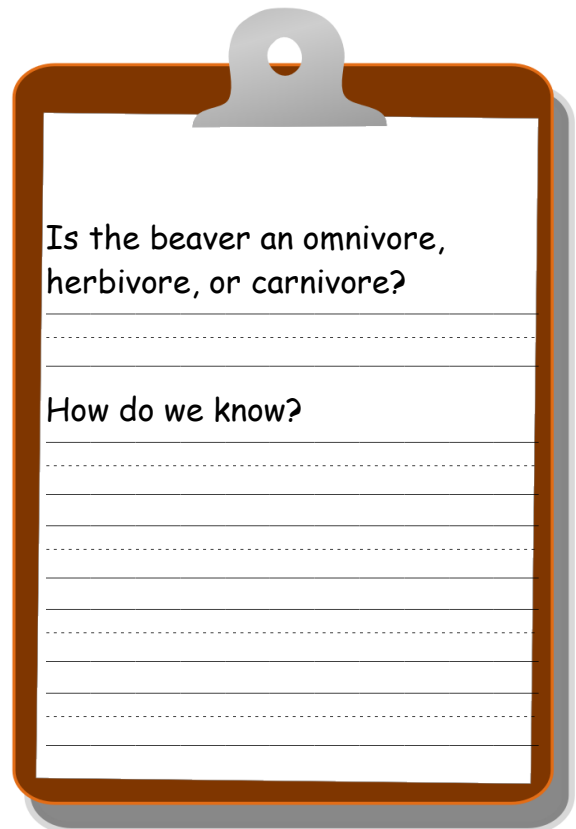
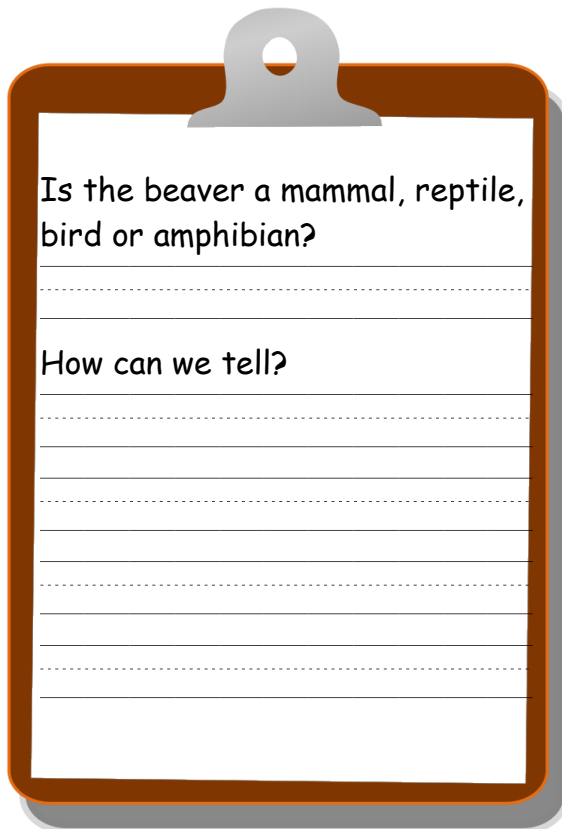
Cut Book out as one piece
on solid lines.
Fold shutter style on
dotted lines. Shade in
areas of beaver habitat.
Glue map under shutters.

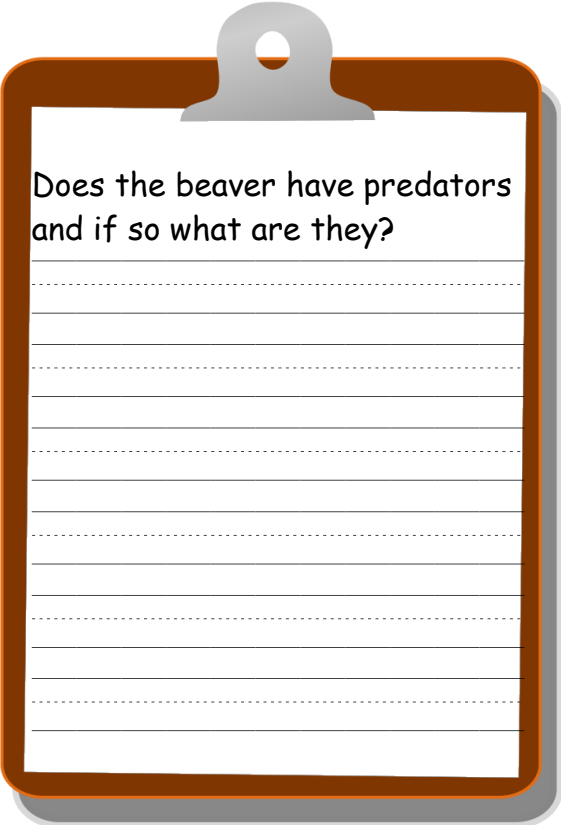
www.homeschoolshare.com



Cut out clipboards and stack with cover on top. Staple at top on clip.

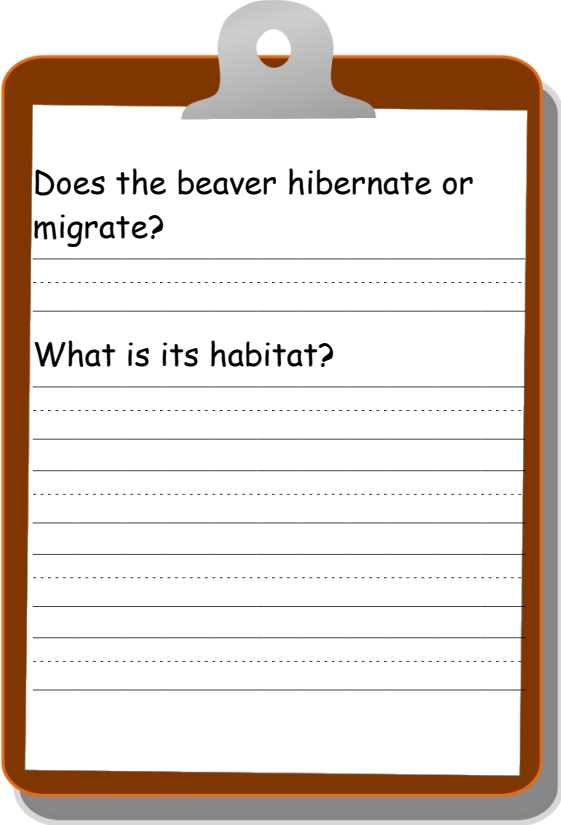
www.homeschoolshare.com





Does the beaver have predators
and if so what are they?

Lined paper with horizontal lines and dashed midlines for handwriting practice.

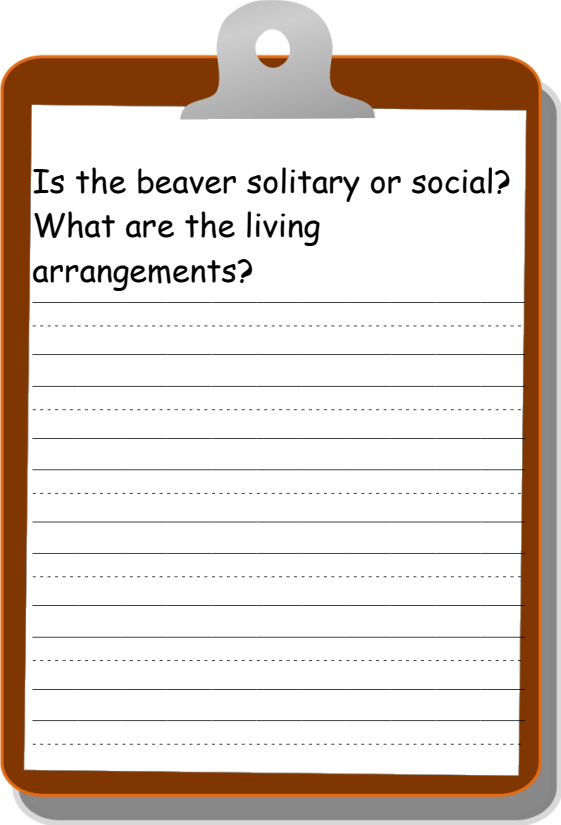


Does the beaver hibernate or
migrate?

Lined paper with horizontal lines and dashed midlines for handwriting practice.

What is its habitat?

Lined paper with horizontal lines and dashed midlines for handwriting practice.



Is the beaver solitary or social?
What are the living
arrangements?

Lined paper with horizontal lines and dashed midlines for handwriting practice.

Busy Beaver Work



Vocabulary

Castoreum—oily substance in a beaver's body produced by glands called castors

Lodge—beaver home built in the water, out of logs, sticks, and mud

Rodent—an animal that has front

Teeth especially adapted for gnawing Canal—a path or trough dug out for water to flow in

Dam—a kind of wall built to hold back water

Kits—name for the babies of various animals, including beaver

Beaver Diet

bark, twigs, leaves, roots, water plants

Classification

Class: Mammalia (mammals)

Order: Rodentia (rodents)

Family: Castoridae (beaver family)

Species: Castor Canadensis

Idioms

An expression or phrase that does not mean exactly what it says.

1. Busy as a beaver = very busy
2. Eager beaver = someone who is enthusiastic
3. Work like a beaver = someone who works hard

Beaver Tales

May be used to record student written story or narrations of Native American beaver tales.

Anatomy - Interesting Features

The Tail-- It is wide, flat and scaly; it helps with swimming and balancing for cutting down trees. Beaver tails were once eaten by Native Americans and European Explorers as a delicacy (special food).

Castors— A gland at the base of the tail that secretes a musk (castoreum) used to keep the fur waterproof.

Teeth — Used for gnawing and become sharper when used. The teeth are always growing!

Webbed Toes— Make the beaver a powerful swimmer.

A Beaver's Life for Me!

Mates—Mom and Dad beavers stay together for life. They live in groups called colonies

Work— They work by cutting down or felling trees and using them to build dams and lodges. Then beavers spend time on repairs and storing food.

Family —Babies are called kits. The young ones born the year before are called yearlings. Young usually live with their family for about 2 years.

I'm an Animal Detective

Any answers that are correct are acceptable. General answers are given here. Not all answers need to be listed.

Beavers are Mammals. We know this because they have fur, give live birth, feed their young milk, etc.

They are omnivores. They eat only plants. They do not hibernate or migrate.

Their habitat is in rivers, streams, and lakes in wooded country. They are social creatures that live in family groups.

Predators may include wolves, lynxs, bears, coyotes, foxes, owls, alligators, wolverines, weasels, hawks, eagles, humans and most other large mammalian carnivores.

Warning

Beavers slap their tails on the water to warn other beavers of danger.

Busy Beaver Work

Use this pocket to store any additional written work your student does for this unit.