

Backyard Birds


Cut out book as one piece. Fold on solid black line (fold up). Cut dotted line. On the outer flaps write male and female. Describe each one under the appropriate flap.




Who's Who?



Cut book out as one piece. Fold in thirds.
Write mom above one section, dad above
another section, and baby above the last
section. Use the space to write about the
anatomy of each bird.



Birds of a Feather Nest Together




Take Note of my Song!

My favorite
weather is
bird-chirping
weather.
~Loire Hartwoud



Something to Chirp About!





Watch Out!

PREDATORS



Predators



A bird came down the walk:
He did not know I saw,
He bit an angle-worm in halves
And ate the fellow, raw.

And then he drank a dew
From a convenient grass,
And then hopped sidewise to the wall
To let a beetle pass.

He glanced with rapid eyes
That hurried all abroad,--
They looked like frightened beads, I thought,
He stirred his velvet head

Like one in danger, cautious,
I offered him a crumb,
And he unrolled his feathers
And rowed him softer home

Than oars divide the ocean,
Too silver for a seam,
Or butterflies, off banks of noon,
Leap, splashless, as they swim.

-Emily Dickinson



Do you see
what I see?




Bird Observations


Bird Behavior



I SPY...



I'm a
Birdwatcher



On the
Lookout!



Cut one of the charts out as one piece. Fold in half and choose a cover from this page to paste on the front.





Date	Location


Date	Location

[illegible]


home tweet home



This place
is for
the
birds!




Scientific Name





SCIENTIFIC NAME

SCIENTIFIC NAME




Classification

Migration




Bird Food


FAVORITE
FEEDER FOOD



DIET

the early bird
gets the worm






Bird Buffet




Catching
Dinner
on the FLY




MY
DIET




Cut out book as one piece. Fold left side under. Fold right side under (it is the cover). Unfold book. Cut on the two lines between the names to form three flaps.

How many eggs Does the mother Lay?		<h1>Baby Birdies</h1> 
What Do the eggs Look Like?		
How Long Does the mother sit on the eggs?		



a r e
y o u
m y
m o t h e r ?




www.homeschoolshare.com





Cut out book as one piece and fold matchbook style. Use the inside of the book to compare and contrast the anatomy of the male and female.


It's not only fine feathers that make fine birds.		FEMALE 
		MALE 







Cut on solid black lines. Stack together and staple on left side.

<h1>Beautiful Birds</h1> 		COLORING	
LENGTH			WINGSPAN

ANATOMY	
---------	--

		<p>Color, Shape, & Size</p> 
--	--	--

	
	
 ANATOMY	

Cut out shapes. Stack together with cover on top and secure with a brad.