

Little Nino's Pizzeria



Little Nino's Pizzeria Printables

Social Studies: Teamwork

Discuss Teamwork. What does it mean (use a dictionary to look it up)? How does Little Nino's Family demonstrate teamwork? How does your family demonstrate teamwork?

Social Studies: Italy

Italy is famous for pizza! Do some research and learn more about this amazing European country. Try this [FREE Italy Lapbook](#) from Homeschool Share.

Nutrition and Health

Pizza making provides an opportune time to discuss nutrition with your student. What foods are healthy for your family?

Can You Eat Five a Day?

We know fruits and vegetables have many health benefits. Print the chart and ask your student to take the five-a-day challenge. Each time she eats a fruit or veggie, have her fill in one of the circles on the chart.

A Healthy Plate

Print the page. Use magazines or grocery store flyers to cut, paste, and fill the plate with healthy foods!

Writing: My Giant List of Pizza Toppings!

How many pizza toppings can you write down on the accordion book? Can

Writing: How to Make a Pizza (continued)

Make a pizza together sometime during this unit study. After you have done this, ask your student to record the pizza making process. A younger student could dictate the process to you as you write for him.

Writing: Pizza Shop Menu

Create your own menu! Type right on the form. Use the menu for pretend pizza shop play.

Pizza Shop Dramatic Play

Using the printables and other props, set up a pizza shop. Have fun imagining! If you have pretend money, this would be a good time to review names of coins, values of coins, basic addition and subtraction, etc. as people tally orders and pay for their orders.

Math: Graphing Popular Pizza Toppings

Interview 5-10 people and graph the results.

Math: Pizza Fractions

Introduce or review basic fractions as you complete the flap book.

Math: Story Problems**Art: Craft Paper Pizzas!**

Follow directions on page.

Pizza Shape Blank Book

Use this for anything you want to include in your pizza lapbook!

Teamwork

Directions: Cut out the cover piece on this page. Cut out the book on the next page. Fold in thirds (like a pamphlet) . Paste the cover on the front of the book.



Materials and information may be used for your own personal and school use.
Material may not be used for resale or shared electronically. © HSS 2006-2015

Define Teamwork	Ways Little Nino's Family Demonstrates Teamwork	Ways My Family Demonstrates Teamwork

Can you eat five a day?




Monday





Tuesday




Wednesday




Thursday



Friday




Saturday



Sunday




A Healthy Meal



Pizza Toppings List

My Giant List of Pizza Toppings



Glue to the back of the first strip.

Little Nino's PIZZERIA

My dad, Nino, makes the best pizza in the world.

My dad, Nino,

makes the best

pizza in the world.

How to Make a Pizza



How to Make a Pizza



Pizza Shop Menu

What kinds of food would you serve if you had a pizzeria? What would you charge for your delicious food?

Use the next page to make your own menu; you can type right on the page!

First, determine four categories of food you'd like to serve: salads, subs, pizzas, specialty pizzas, vegetarian pizzas, calzones, pasta, desserts, beverages, etc. You may want to look at some pizza menus before you decide. (Ask a parent for help looking at pizza menus online.)

You can choose 2-3 items under each category.

Last, describe each food item. Use some adjectives, adverbs, and phrases to make your customer's mouths water! Examples are listed below.

Before you print, proofread your work. Look for misspelled words! Make sure you use commas, periods, and capital letters.

Menu Words

- chopped, diced
- succulent
- fresh, freshly, farm fresh
- spicy, salty, sweet
- perfect
- crisp, crispy
- hot, melted
- sliced, slice after slice
- roasted, smoked
- premium
- Heaping
- scrumptious, luscious
- gigantic, colossal, mammoth
- delicious, tasty, delectable
- handmade, homemade
- robust

Patricia's Pizzeria	
Pizzas	Specialty Pizzas
Meat Lovers Sausage, hamburger, and bacon piled high and layered with slice after slice of pepperoni. Topped with our signature cheese blend.	Hawaiian Dream Grilled pineapple combined with our ham and signature cheese blend. Enough to make you hula. Served with BBQ sauce.
Garden Patch Fresh mushrooms, peppers, onions, tomatoes, and two kinds of olives are on this classic favorite. Topped with piles of our signature cheese blend.	Chicken Alfredo Our from scratch alfredo sauce is used instead of traditional tomato. Topped with a generous amount of chicken and our signature cheese blend.
Cheese-a-ria Just say cheese! Our most popular and beloved pizza. Served with dipping sauces of your choice.	Buffalo Wild If you like hot wings, you have to try this! Ranch, hot sauce, chicken, and cheese come together in a quartet that will make your mouth sing!
Beverages	Menu Category
Soda Pop We serve Pepsi Products. Unlimited Refills	Item Name Item Description
Item Name Item Description	Item Name Item Description



Pizza Shop Pretend Play

Ideas:

1. You can print your menu for pretend play. Laminate for durability.
2. Print the Open and Closed signs.
3. Print and laminate the Store Hours sign. Write in the hours with a dry erase marker.
4. Print, cut out, and laminate the order tickets. You can write on these with a dry-erase marker to make them re-usable. Print the page more than once, if desired.
5. Ask your local pizza place for a cardboard pizza box and use it for your pretend play.
6. Use large felt pieces and cardboard to make pizza parts for your students to make pizzas for customers.
7. Check our [Pinterest Board](#) for more ideas!



OPEN FOR BUSINESS



**Sorry We're
CLOSED**



STORE HOURS

A.M.

P.M.

MONDAY

TUESDAY











WEDNESDAY






THURSDAY

FRIDAY

SATURDAY

SUNDAY


<h1>Order Form</h1> <p>Table Number:</p>	<h1>Order Form</h1> <p>Table Number:</p>
 pepperoni <input type="checkbox"/>	 pepperoni <input type="checkbox"/>
 mushrooms <input type="checkbox"/>	 mushrooms <input type="checkbox"/>
 olives <input type="checkbox"/>	 olives <input type="checkbox"/>
 onions <input type="checkbox"/>	 onions <input type="checkbox"/>
 peppers <input type="checkbox"/>	 peppers <input type="checkbox"/>
<h2>Total:</h2>	<h2>Total:</h2>

<h1>Order Form</h1> <p>Table Number:</p>	<input type="checkbox"/>	<input type="checkbox"/>	<input type="checkbox"/>	<input type="checkbox"/>	<input type="checkbox"/>		
	pepperoni		mushrooms		olives		onions
	peppers						
<h2>Total:</h2>							

Pizza Toppings Graph

Directions: Cut out the cover piece on this page. Cut out the graph on next page. Complete the graph. Fold graph in half like a hotdog. Paste cover to the front.






Interview 5-10 people and complete the graph. Each person can choose as many topping as they would normally order on a pizza. Cheese should only be selected by people who are "cheese only" fans.



10											Cheese
9											Pepperoni
8											Sausage
7											Onion
6											Mushrooms
5											Peppers
4											Olives
3											
2											
1											

Pizza Fractions

Use the pizzas below to teach or review the concept of simple fractions. Cut the pieces you need and paste them behind the flaps on the book on the next page.



	1 whole pizza
	$\frac{3}{4}$ pizza
	$\frac{1}{2}$ pizza
	$\frac{1}{4}$ pizza
	$\frac{1}{8}$ pizza



Little Nino's Pizzeria

Story Problems

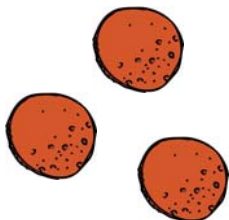
Cheese is sold in two pound packages. Tony wants to buy ten pounds of cheese. How many packages does he need to buy?




Each barrel holds twenty-five pounds of flour. Nino bought 100 pounds. How many barrels will he be able to fill?




Each pepperoni stick makes twenty-five slices. Little Tony sliced six pepperonis off of a stick. How many more pepperonis does he have to slice?




Large pizzas have 12 slices. Small pizzas have six slices. A customer ordered one large and one small. How many slices will there be in all?





Jack and Joe at lunch at Little Nino's. Jack spent \$6.55, and Joe spent \$7.20. How much more did Joe spend than Jack?





The first pizza Nancy ordered has ham, sausage, and green pepper. The second pizza Nancy ordered has onion, mushroom, ham, tomato, and bacon. How many different toppings are there in all?




A medium pizza serves two adults. Nino gave two medium pizzas to the homeless people in the alley. How many people will be fed?



Which one is larger: $\frac{1}{2}$ pizza or $\frac{3}{4}$ pizza?



The pizza toppings are: extra cheese, pepperoni, sausage, onions, olives, and mushrooms. How many different combinations can you find?



Make a Paper Pizza!



Supplies Needed:

Paper Plate

Red Paint

Construction Paper (brown, black, red, green, and white)

Scissors

Glue

Instructions:

Paint a paper plate red for the sauce. While it is drying, cut shapes from the construction paper to resemble cheese, pepperoni, green pepper, sausage, black olives, and other favorite toppings. Glue the toppings to the plate.

Pizza Blank Book

Directions: Cut out pizza shapes. Use the top for a cover. Stack pages and staple together on the left side. Use the book for anything you want for your lapbook.

