

The Hundred Dresses



The Hundred Dresses Lapbook Components:

1. Vocabulary Flap Books
2. Main Characters Book
3. Friendship Shutterfold
4. Peer Pressure Accordion
5. Poland Facts Simple Fold
6. Map of Poland
7. Famous Polish Person Report Form & Pocket
8. Causes of the Great Depression Fan
9. Great Depression Newspaper Article
10. Examining Your Roots Form & Pocket
11. The Gettysburg Address
12. Dress Designs

This product may be used for your own classroom or personal use.
It may not be shared as a pdf file, on the web, or in any other way.
It should not be recreated or duplicated.

© www.homeschoolshare.com

Vocabulary Flap Books

Cut along solid lines, fold on dotted lines. Write definitions under flaps.

	jaunty
	muttering
	puckered
	shrieks
	timid
	vividly


Vocabulary Flap Books

Cut along solid lines, fold on dotted lines. Write definitions under flaps.


	admiration
	askew
	circulation
	crimson
	dazzling
	gruffly

Main Character Book

Directions: Write a brief character analysis for each of the three main girls in the story. Cut out pages and cover. Stack together with cover on top and staple on the left side.



Wanda					
Cecile					
Peggy					
Maddie					



Friendship Shutter Book

Directions: Cut out book as one piece. Fold on dotted lines.

Use the inside of this book to write about what friendship means to you. How would you describe a good friend? Is it someone who goes along with you no matter what, or could a good friend point out something in your character that needs to change. Was Maddie a good friend to Peggy? To Wanda?

Friendship

Peer
Pressure

Hint: You might want to tie a ribbon or string around your accordion before you glue the back to your lapbook.

Peer Pressure

Poland Simple Fold

Directions: Cut along solid lines, fold on dotted lines. Research Poland.
Record information in the book.

Poland



Map of Poland

Label the map of Poland with the following:

Major cities: Warsaw, Krakow, and Gdansk

Major physical characteristics: Vistula River, Oder River, and Tatra Mountains.

Paste map into your lapbook.



Famous Polish People

Choose one or more of the people from this list to read about.

Write a report and store it in the pocket on the next page.

Thadeus Kosciuszko

Marie Curie

Frederick Chopin

Walesa

John III Sobieski

David Dubinski

Copernicus

Joseph Conrad

Wanda Landowska

Bronislaw Malinowski

Ignace Paderewski

Arthur Rubenstein

Famous Polish Person Report Pocket


Directions: Cut pocket out as one piece. Fold back up. Wrap flaps around the back and glue down.



Great Depression Fan

Directions: Research some of the reasons that led to the Great Depression. Write one on each piece. Cut out pieces. Stack together with cover on top and secure with a brad or staple on left side.

Note: If you want to make this into a fan book with a brass fastener, you should print on cardstock.

 <p>Causes of the Great Depression</p>

The Great Depression Newspaper Article

Directions: *The Hundred Dresses* takes place during the Great Depression. Read about the depression and find out why Oct 29, 1929 was called Black Tuesday. Write a newspaper article with a catchy headline about that day in history.

The USA Times

Tuesday, October 29, 1929

[Large empty box for headline]

[Three empty boxes for article columns]

Examining Your Roots

Directions: Fill out one of these for each of the following: mother, father, grandparents, and great-grandparents. Place them in the pocket holder on the next page.

Name: _____

Relationship: _____

Occupation: _____

Birthplace: _____


Date of Birth: _____

Interesting Notes:

paste picture
here

Examining Your Roots Pocket

Directions: Cut pocket out as one piece. Fold back up. Wrap flaps around the back and glue down. Store family tree forms in the pocket.



The Gettysburg Address




Directions: Miss Mason's class recited the Gettysburg address everyday in class. Get a copy of it and memorize it.

The Gettysburg Address

Fourscore and seven years ago our fathers brought forth on this continent a new nation, conceived in liberty and dedicated to the proposition that all men are created equal. Now we are engaged in a great civil war, testing whether that nation or any nation so conceived and so dedicated can long endure. We are met on a great battlefield of that war. We have come to dedicate a portion of that field as a final resting-place for those who here gave their lives that that nation might live. It is altogether fitting and proper that we should do this. But in a larger sense, we cannot dedicate, we cannot consecrate, we cannot hallow this ground. The brave men, living and dead who struggled here have consecrated it far above our poor power to add or detract. The world will little note nor long remember what we say here, but it can never forget what they did here. It is for us the living rather to be dedicated here to the unfinished work which they who fought here have thus far so nobly advanced. It is rather for us to be here dedicated to the great task remaining before us--that from these honored dead we take increased devotion to that cause for which they gave the last full measure of devotion--that we here highly resolve that these dead shall not have died in vain, that this nation under God shall have a new birth of freedom, and that government of the people, by the people, for the people shall not perish from the earth.

Design Dresses

Directions: Cut out shapes. Use as many as you would like to design dresses. Stack shapes together with cover on top and staple.



Terms of Use

This product may be used for your own classroom or personal use. It may not be shared as a pdf file, on the web, or in any other way. It should not be recreated or duplicated. © www.homeschoolshare.com

Lapbook Clipart and Font Credits

