


# Rabbits & Carrots



# SHAPE MATCHING

# Rabbits & Carrots Shape Matching

## Instructions:

Print the activity pages for your student.

Laminate the pages.

Discuss the shapes.

Give your student a dry erase marker.

Show your student how to draw a line from the octagon rabbit to the octagon carrot. Student can continue with the other four sets and the second page.

A black and white version has also been provided on page 5-6.

## Terms of Use:

This product may be used for your own classroom or personal use.


It may not be shared as a pdf file, on the web, or in any other way.

©www.homeschoolshare.com


## Copyright Thanks:




Help the shape rabbits find the shape carrots.




octagon




oval






heart




diamond




star




Help the shape rabbits find the shape carrots.




rectangle




hexagon








square




triangle




circle




Help the shape rabbits find the shape carrots.



octagon



oval





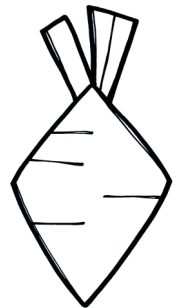


heart




diamond




star




Help the shape rabbits find the shape carrots.




rectangle




hexagon



square



triangle



circle

