


Penguin & Fish



**SHAPE
MATCHING**

Penguin & Fish Shape Matching

Instructions:

Print the activity pages for your student.

Laminate the pages.

Discuss the shapes.

Give your student a dry erase marker.

Show your student how to draw a line from the hexagon penguin to the hexagon fish. Student can continue with the other four sets and the second page.

A black and white version has also been provided on page 5-6.


Terms of Use:

This product may be used for your own classroom or personal use.

It may not be shared as a pdf file, on the web, or in any other way.

©www.homeschoolshare.com

Copyright Thanks:



Help the shape penguins go fishing for shape fish.



hexagon



oval







heart



diamond



star



Help the shape penguins go fishing for shape fish.



square



octagon







rectangle




triangle




circle




Help the shape penguins go fishing for shape fish.




hexagon



oval








heart




diamond




star




Help the shape penguins go fishing for shape fish.




square




octagon



rectangle



triangle



circle

