

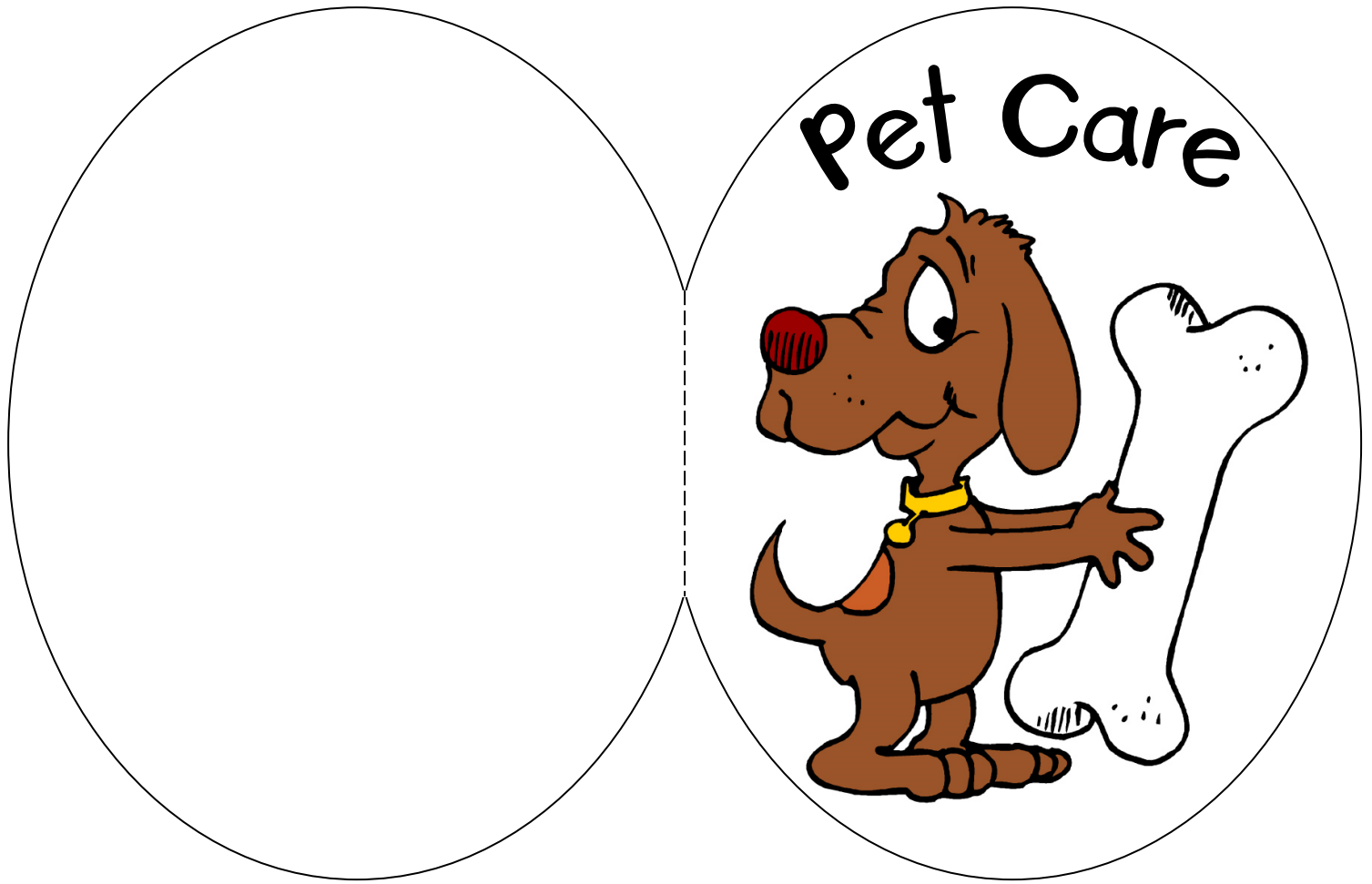
Henry and Mudge



Lapbook Extras

Pet Care Simple Fold

Directions: Cut book out as one piece. Let your student make a list of all the things pets need. Some things to discuss and include: food, water, shelter, affection/attention, a vet, grooming, exercise, etc.



Directions: Cut out cover book as one piece. Fold in half.

Put glue on the very top (1/2 inch) of each "photo" and glue two on the left and two on the right of the inside of your book.


After the glue dries, flip them up and make a fold so that they are easy to lift.

Let your student write answers to the prompts under each photo.

If I Had a Dog



I Would Name My Dog



I Would Feed My Dog



I Would Play




I Would Also ...

I Can Read Henry & Mudge Books! List


Cut out book list. Fold as an accordion, in a tri-fold or as a simple single fold. Cut and paste title on the cover. Student should check off books as they are read.

- ☐ #1 Henry and Mudge
- ☐ #2 Henry and Mudge in Puddle Trouble
- ☐ #3 Henry and Mudge in the Green Time
- ☐ #4 Henry and Mudge Under the Yellow Moon
- ☐ #5 Henry and Mudge in the Sparkle Days
- ☐ #6 Henry and Mudge and the Forever Sea
- ☐ #7 Henry and Mudge Get the Cold Shivers
- ☐ #8 Henry and Mudge and the Happy Cat
- ☐ #9 Henry and Mudge and the Bedtime Thumps
- ☐ #10 Henry and Mudge Take the Big Test
- ☐ #11 Henry and Mudge and the Long Weekend
- ☐ #12 Henry and Mudge and the Wild Wind
- ☐ #13 Henry and Mudge and the Careful Cousin
- ☐ #14 Henry and Mudge and the Best Day of All
- ☐ #15 Henry and Mudge in the Family Trees
- ☐ #16 Henry and Mudge and the Sneaky Crackers
- ☐ #17 Henry and Mudge and the Starry Night
- ☐ #18 Henry and Mudge and Annie's Good Move
- ☐ #19 Henry and Mudge and the Snowman Plan
- ☐ #20 Henry and Mudge and Annie's Perfect Pet
- ☐ #21 Henry and Mudge and the Tall Treehouse
- ☐ #22 Henry and Mudge and Mrs. Hopper's House
- ☐ #23 Henry and Mudge and the Wild Goose Chase
- ☐ #24 Henry and Mudge and the Funny Lunch
- ☐ #25 Henry and Mudge and a Very Merry Christmas
- ☐ #26 Henry and Mudge and the Great Grandpas
- ☐ #27 Henry and Mudge and the Tumbling Trip
- ☐ #28 Henry and Mudge and the Big Sleepover




Families Flap Book

Directions: Cut on solid lines. Fold on dotted.



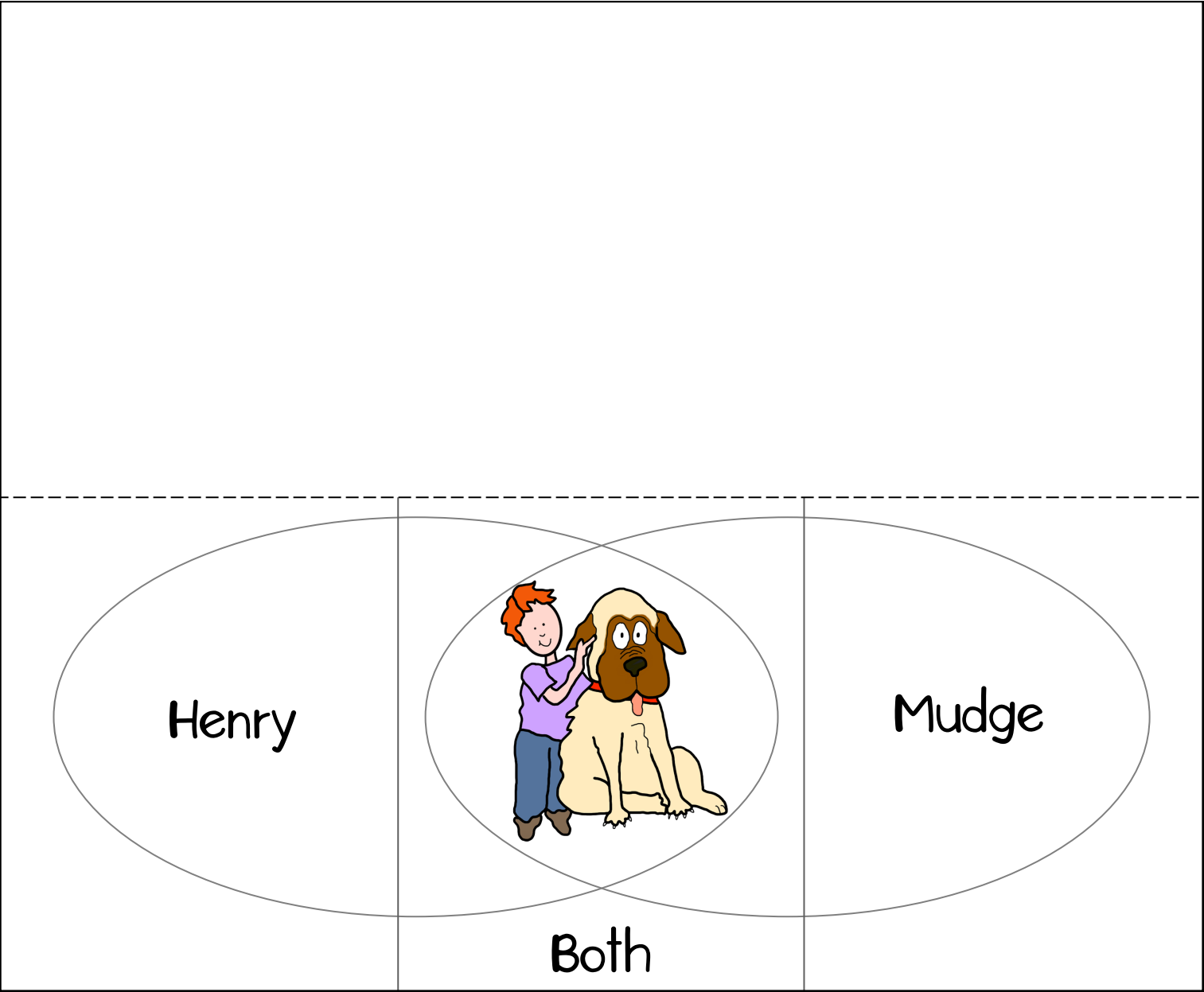
Dog Facts Simple Fold

Directions: Cut out book as one piece. Fold in half. Write dog facts inside.

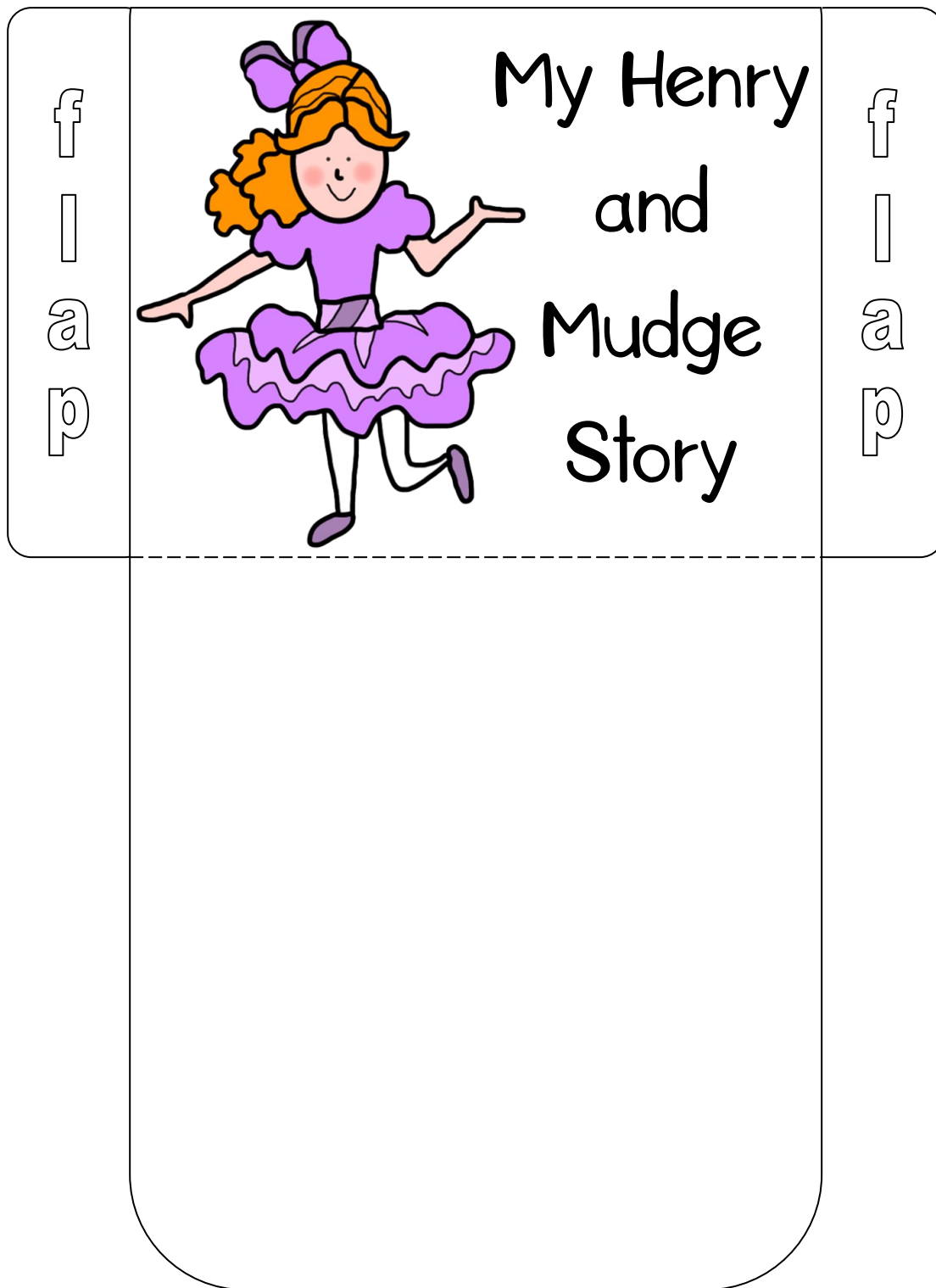


Henry and Mudge Venn Diagram

Directions: Cut on solid lines. Fold on dotted. Compare and contrast Henry and Mudge. Use the Henry flap to list traits unique to Henry. Use the Mudge flap to list traits unique to Mudge. Use the "BOTH" flap to list how they are similar.



Directions: Cut pocket out as one piece. Fold back up. Fold flaps behind and glue down. Encourage your student to write a "Henry & Mudge story." Type it up, fold



Terms of Use

This product may be used for your own classroom or personal use. It may not be shared as a pdf file, on the web, or in any other way. It should not be recreated or duplicated. © www.homeschoolshare.com

Lapbook Clipart and Font Credits

