











How many dump trucks?

| | | |
|---|--|--|
|  | | |
|  | | |
|  | | |
|  | | |
|  | | |
|  | | |
|  | | |
|  | | |
|  | | |
|  | | |

This workbox sheet will help your child count sets of objects up to ten as well as learn how to read number words up to ten.

Assembly:

Laminate the whole first page (or you could even slide it into a page protector).

Then put one piece of velcro in each of the two rectangles next to all of the dump truck pictures.

Then on page 2, cut out each of the numbers and words individually.

Laminate each piece and put velcro on the backs of them.

Directions:

Have your child count the trucks. Then have them put the correct number and word next to each set of trucks.

| | |
|----|-------|
| 1 | one |
| 2 | two |
| 3 | three |
| 4 | four |
| 5 | five |
| 6 | six |
| 7 | seven |
| 8 | eight |
| 9 | nine |
| 10 | ten |