

Cut book out as one piece. Fold bottom up. Add a tiny strip of glue to each side. Fold book in thirds with "new words" on the front. Cut strips out (from next page). Write one word or definition on each strip. Put out all the words and definitions. Let your student match them together. Place in pocket together as matched. Continue until finished. The definitions have been provided for you. Use the book (Weather Words and What They Mean) to help your student write the five snow words on the blank cards.

Snow Words





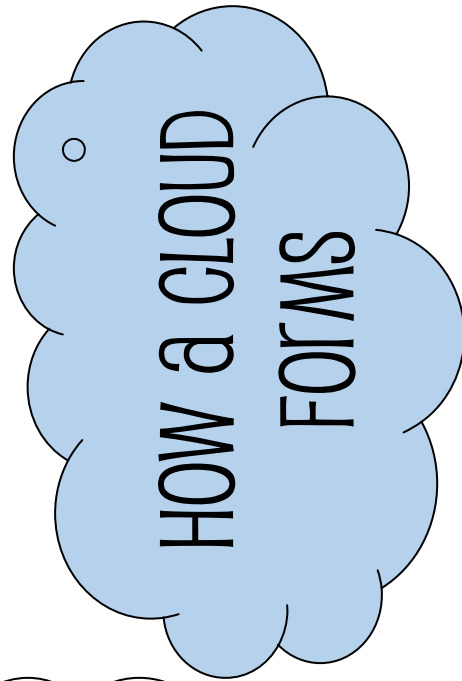


Matches

Definitions

Words

<p>snow that melts and refreezes before it hits the ground</p>	<p>when it snows lightly</p>
	<p>a very heavy snowstorm; the snow becomes deeper and deeper and the wind howls</p>
	<p>a normal snowfall with little or no wind</p>
	<p>lots and lots of snow; it can be windy</p>

PRINT ON CARDSTOCK



Cut out cloud shapes.
Stack together with cover
on top and secure with a
brad.