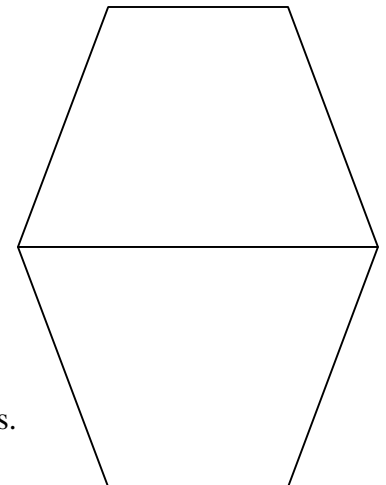

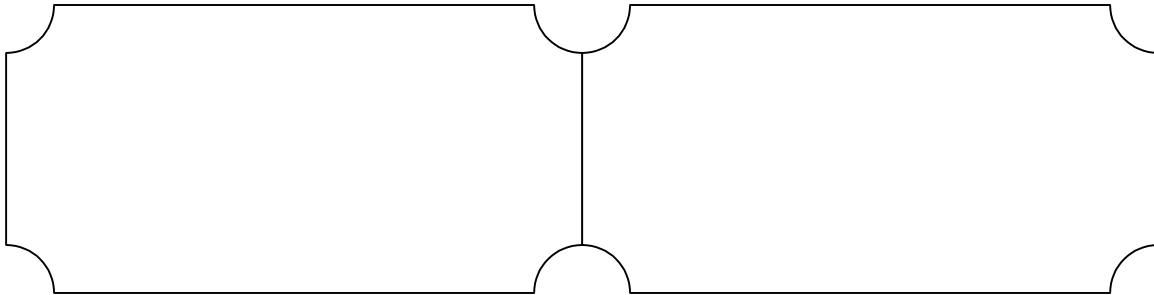


Cut out pocket as one piece. Cut slit on line. Cut out slide as one piece. Place slide through slit. Glue pocket into lapbook, being sure that slide moves freely.

© <http://www.homeschoolshare.com>



Included are three simple folds to make your own Viking components. Cut out as one piece. Fold in half.