


THANKS  
THAT  
GO

Bikes


Cars

Busses




Boats





Trains



Airplanes





Cut out the pages of the flip book and stack them. Staple them together at the top. Cut out and paste the pictures on the right pages for the flip book. For an older child: have them draw the pictures and/or write a sentence about each vehicle.

Trucks