





**My
Train
Ticket**







**My
Train
Ticket**



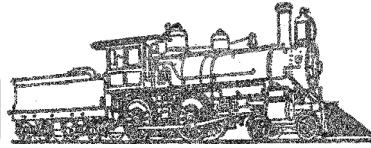



**My
Train
Ticket**







**My
Train
Ticket**






**My
Train
Ticket**





**My
Train
Ticket**




Directions:

Print on colored paper. Cut all tickets out separately.

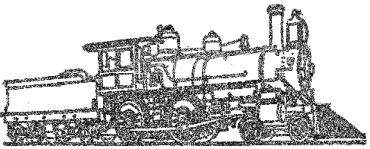
Have the child practice telling time by writing the time.

Blank tickets (with no time on the clock) are provided for further study: digital to analog or half hours if desired.

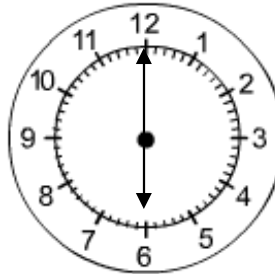
Punch the number of the hour on the end of the ticket (with a hole punch!) If it is 4 o'clock then your child punches four boxes.




**My
Train
Ticket**




Below the clock is a box containing a colon (:).




**My
Train
Ticket**



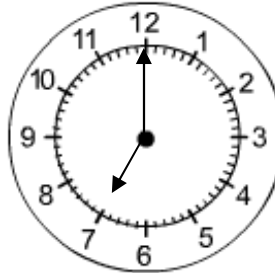
Below the clock is a box containing a colon (:).



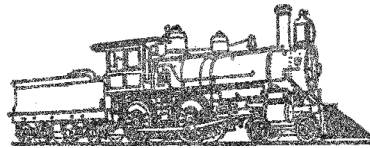
**My
Train
Ticket**




Below the clock is a box containing a colon (:).




**My
Train
Ticket**



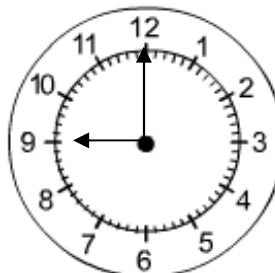
Below the clock is a box containing a colon (:).




**My
Train
Ticket**



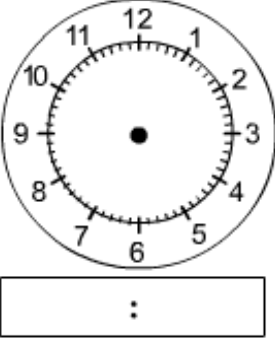

Below the clock is a box containing a colon (:).

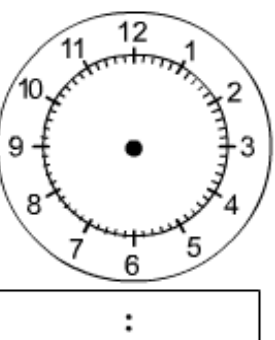



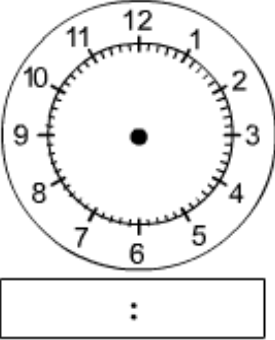

**My
Train
Ticket**

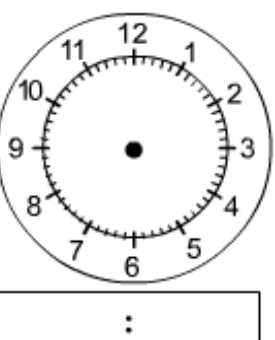



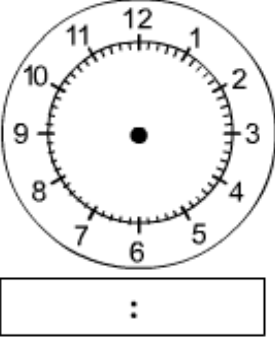

Below the clock is a box containing a colon (:).

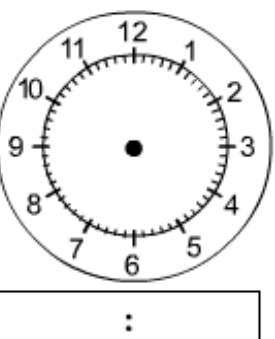
 <p>My Train Ticket</p> 		

 <p>My Train Ticket</p> 		

 <p>My Train Ticket</p> 		

 <p>My Train Ticket</p> 		

 <p>My Train Ticket</p> 		

 <p>My Train Ticket</p> 