



Pick you Stork and glue onto identification page of Passport.
Pick country your Stork departs from and glue flag or draw picture on Departure Page.



Cut Pages of Passport on solid lines. Fold on dotted lines so text is to the outside.
Stack all pages of Passport, with the identification page on top and destination page on bottom, and staple into cover being sure to catch all pages. After child traces route on map, have him record country info on page. Use flags, or child can draw a picture of something the Stork may have seen in the country.



Passport Number: _____

Phylum: _____

Class: _____

Order: _____

Family: _____


Genus: _____

Given Name: _____

Gender: _____ DOB: _____

Nationality: _____

Departed From:



Continent: _____

Country: _____


Capital: _____

Time: _____ Date: _____

Language: _____

Currency: _____

Arrived At:



Continent: _____

Country: _____


Capital: _____

Time: _____ Date: _____

Language: _____

Currency: _____

Arrived At:



Continent: _____

Country: _____


Capital: _____

Time: _____ Date: _____

Language: _____

Currency: _____

Arrived At:



Continent: _____

Country: _____


Capital: _____

Time: _____ Date: _____

Language: _____

Currency: _____

Destination:



Continent: _____

Country: _____

Capital: _____

Time: _____ Date: _____

Language: _____

Currency: _____