

## Species Layer Book

Cut out each rectangle separately and layer in order from smallest (on the top of the stack) to largest (at the bottom of the stack). Staple layers together at the top where indicated. Cut out the species names and paste them at the bottom of each page in order from smallest species of sea turtle (on smallest page) to largest species (on largest page). Then, using the pictures of each species provided, cut and paste the picture of the turtle that goes with the species name. Write facts about each species in the remaining space, if desired.

# SEVEN SPECIES OF SEA TURTLES

key

COVER

Kemp's ridley

olive ridley



hawksbill


flatback

loggerhead


green

leatherback









**LEATHERBACK**

<b>GREEN</b>	<b>HAWKSBILL</b>
<b>LOGGERHEAD</b>	<b>OLIVE RIDLEY</b>
<b>FLATBACK</b>	<b>KEMP'S RIDLEY</b>