

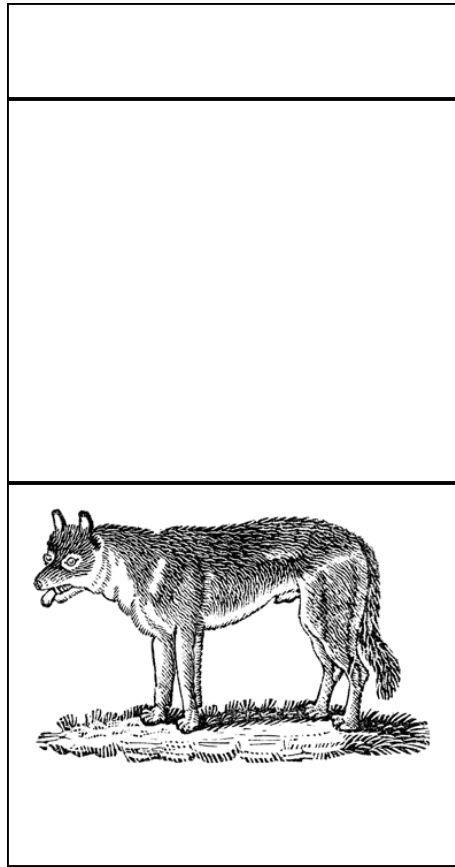


# Forest Wildlife






deer



wolf




skunk


Directions. Cut out book on first page and fold twice (tri-fold style— folding both flaps in over toward the middle). There is room for a picture on the front. Either draw one or cut one out from another source. Unfold.

Cut out each matchbook (there are nine) and fold matchbook style. Write or draw content inside. Write the name of the animal on the bottom flap. Paste three on each part of the inside of your tri-fold book.


Animal graphics are from <http://etc.usf.edu/clipart/>




owl




fox




woodchuck



fir



maple



birch