




Inventors Trading Cards: Cut out each trading card; fill in information, draw or paste image in empty box, fold on dotted line, glue in place. Use for lapbooks, pockets, or games.

<p>Invention: _____ Year Invented: _____ What Does This Invention Do? _____ _____ _____ Who Would Use This Invention? _____ _____ _____ How Has This Invention Changed? _____ _____ _____</p>	<div style="border: 2px solid black; padding: 10px; text-align: center;"><p>Inventor: Nathan Olmsted Ferris</p></div>
---	---

<p>Invention: _____ Year Invented: _____ What Does This Invention Do? _____ _____ _____ Who Would Use This Invention? _____ _____ _____ How Has This Invention Changed? _____ _____ _____</p>	<div style="border: 2px solid black; padding: 10px; text-align: center;"><p>Inventor: _____</p></div>
---	---

<p>Invention: _____ Year Invented: _____ What Does This Invention Do? _____ _____ _____ Who Would Use This Invention? _____ _____ _____ How Has This Invention Changed? _____ _____ _____</p>	<div style="border: 2px solid black; padding: 10px; text-align: center;"><p>Inventor: _____</p></div>
---	--