



To assemble. Cut out each "book" as one piece (four total). Fold each one in half. Let your student color pictures, if desired. Cut out cover piece ("Piggy Rhymes"). Glue to the front of "Tom, Tom...". Glue the back of "Tom, Tom..." to the front of "Higglety, pigglety..." then glue the back of "Higglety, pigglety..." to the front of "Barber, barber..." then glue the back of "Barber, barber..." to the front of "To market...". Finally, glue the back of "To market..." in to your lapbook.



Tom, Tom, the piper's son.  
Stole a pig and away did run;  
The pig was eat, and Tom was beat,  
Till he run crying down the street.




Higglety, pigglety, pop!  
The dog has eaten the mop;  
The pig's in a hurry,  
The cat's in a flurry,  
Higglety, pigglety, pop!

# Piggy Rhymes

[www.homeschoolshare.com](http://www.homeschoolshare.com)



Barber, barber, shave a pig.  
How many hairs will  
make a wig?



To market, to market, to buy a fat pig,  
Home again, home again, jiggety-jig;  
  
To market, to market, to buy a fat hog,  
Home again, home again, jiggety-jog.