





Cut book out as one piece.
Cut out book on next page as one piece. Glue where indicated. Let your student write/trace the words.

Fold accordion style. You can store it in a small pocket or tie a ribbon around it to help it stay closed.

To add a ribbon: Tie a ribbon around the book with the bow in the front. Glue the back of the book into your lapbook making sure the ribbon is secured to the lapbook, too.

Your student will be able to manipulate the book by tying/untying the book.



Glue to the back of the last piece of the accordion strand.