

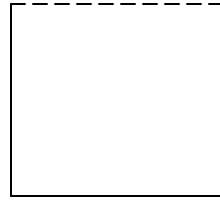


COLORING

SKIN



HAIR



Cut cover book (COLORING) out on solid black lines and fold on dotted lines. Cut out the other skinny rectangle. Using an exacto knife, cut around each square (three sides; do NOT cut on the dotted lines at the top of each square). Glue (the sides) of the skinny rectangle into cover book. Let your student lift each flap and crayon the square according to the coloring of pigs (colors listed in the unit)