




Walk




Canter



Trot



Gallop



Cut out each shape (cut along solid black lines; do not cut any gray lines). Fold each book in half on the gray line (four small books and one large book). Glue the back sides of the small books into the inside of your large book. Your student should write a definition for each gait in the appropriate book.

This book will have to be pasted vertically in your lapbook (I think it should fit on one of the sides).

Horse Gaits

