

MERKAT FAMILY

OCCUPATIONS

BACK

COVER

Window book with 4 windows.

Indicates valley fold.

Indicates mountain fold.

Before cutting, use a pencil to lightly label/number the pages according to the numbers in the margin. Later you can erase these marks.

Cut on solid lines; fold on dotted lines.

Job Description - Guard

THE TEACHER

GLUE THIS PAGE
TO INSIDE OF
COVER/BACK.

Indicates valley
fold.

Job Description - Teacher

THE GUARD

Indicates valley fold.



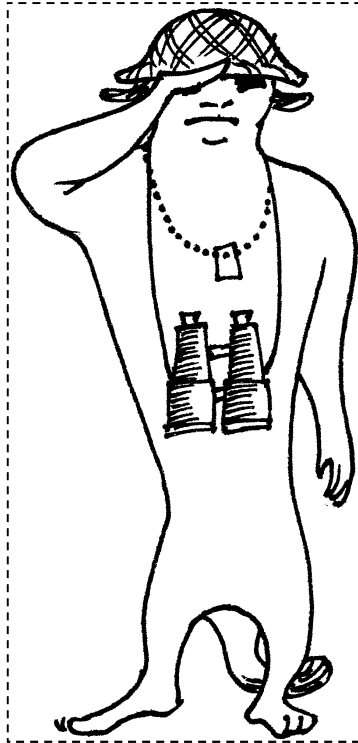

Indicates mountain fold.

Job Description - Babysitter

**THE
BABY-
SITTER**

Indicates valley fold.

GLUE THIS SHEET TO INSIDE OF PP 2/5.



Follow instructions on each page to construct the book. Color, cut, and paste images in appropriate places (in the windows). Use lined areas to write about each meerkat occupation.

www.homeschoolshare.com