
 Mayan numerals.

















**Explanation**


The Mayan used three symbols in their number writing: the eye shape for zero, the dot for one, and the line for a five. These were then combined to make other numbers. When the Mayan reached twenty they would move the signs up one line to represent 20 like this....

• (1x20)  
 (0x1)

See the following worksheets (one basic and the 2<sup>nd</sup> one advanced).


Another idea would be to make flashcards of the above numbers (0-20) and see if your kids can figure them out.

0	1	2	3	4
	•	••	•••	••••
5	6	7	8	9
				
10	11	12	13	14
				
15	16	17	18	19
				

 Mayan numerals.

**Explanation**

The Mayan used three symbols in their number writing: the eye shape for zero, the dot for one, and the line for a five. These were then combined to make other numbers. When the Mayan reached twenty they would move the signs up one line to represent 20 like this....

• (1x20)  
 (0x1)

See the following worksheets (one basic and the 2<sup>nd</sup> one advanced).

Another idea would be to make flashcards of the above numbers (0-20) and see if your kids can figure them out.