

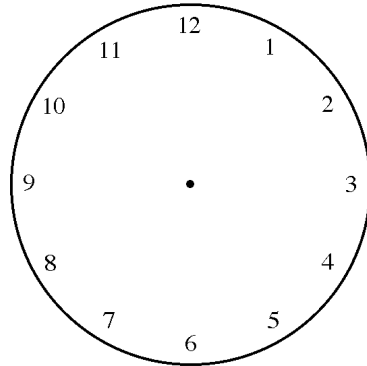
Cut out each shape (cut along the dark black lines; do not cut any gray lines). Fold each book in half on the gray line (three small books and one large book). Glue the back sides of the small books into the inside of your large book. Cut out the digital times and glue them to the fronts of the appropriate mini book. On one of the books your child will write the correct digital time in the box.



WHAT
TIME
IS IT?

Thomas and his sister went outside and pretended they were hunting for Easter eggs one morning.

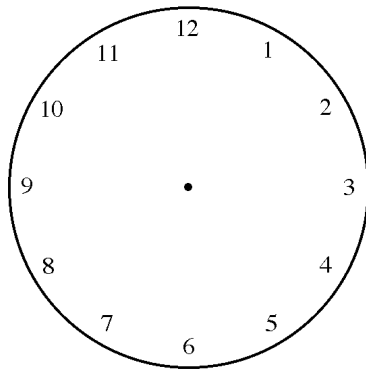
Draw hands on the clock to show the time of 10:30.



10:30

On Good Friday the stores in town closed at noon.

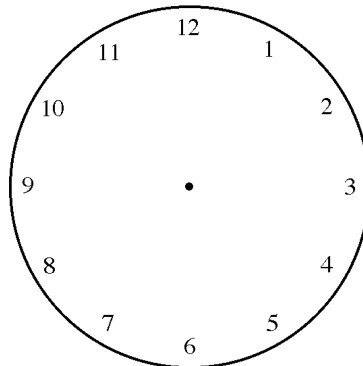
Draw hands on the clock so that it reads noon.



12:00

Thomas woke up very early Easter morning. The sun had not even come up yet.

Draw hands on the clock to show what time it might have been when Thomas woke up.



: