

Directions:

Print out the five pages. (For a smaller project, adjust your print settings to print two pages per sheet.)

Cut out the four squares. Cut on the line with the scissors icon into the exact center of the square. Fold on the diagonals. Put glue on the labeled triangle and overlap the two cut parts to make a 3-D diorama.

Cut out the pictures and text. Or draw and write your own. Affix them to the appropriate places on the project. For added interest, make the pictures stand out from the background by adding a small tab of paper.

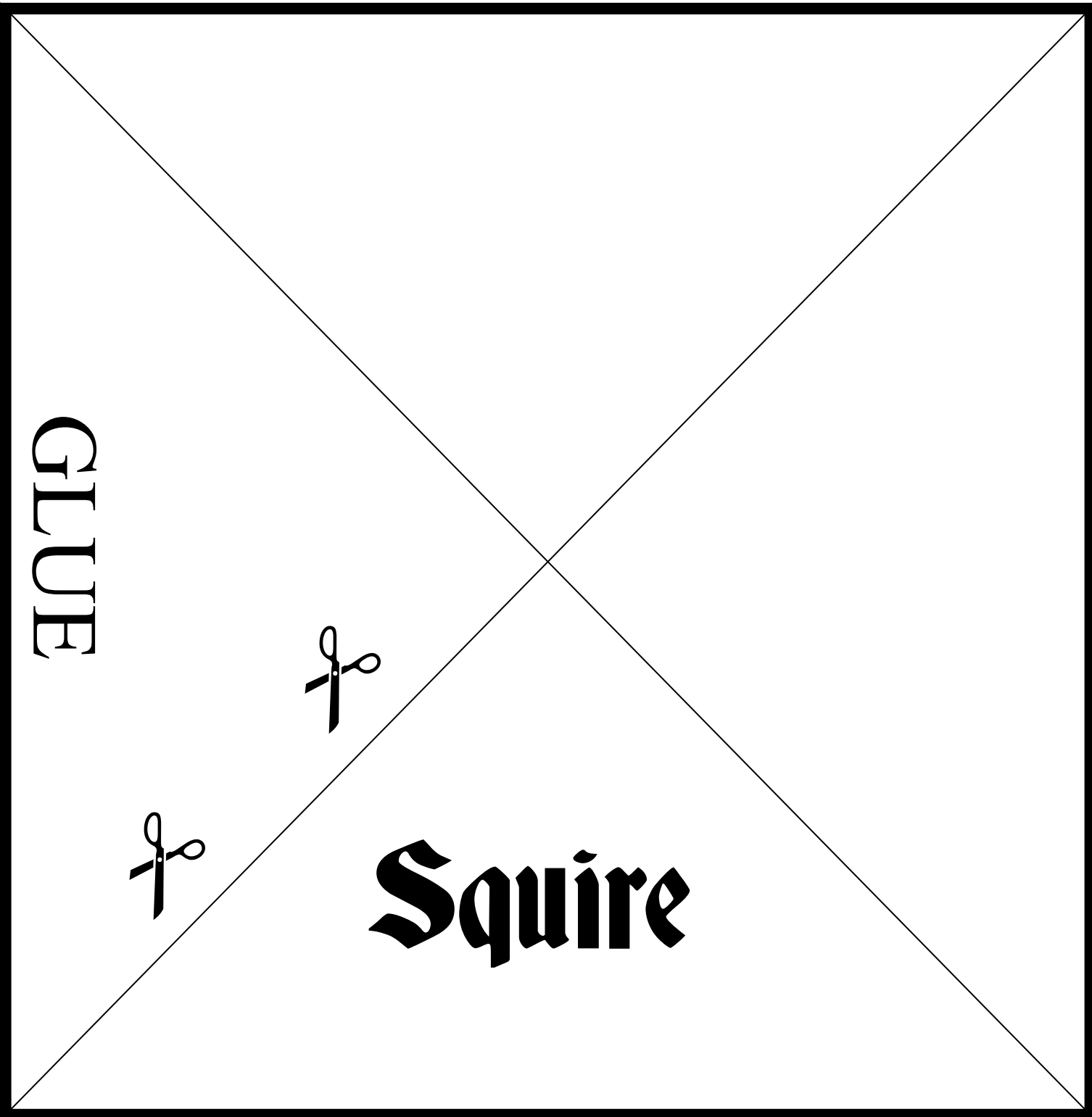
After all four are assembled, attach them together with tape or glue for a four sided project.



Page



GLUE



GLUE

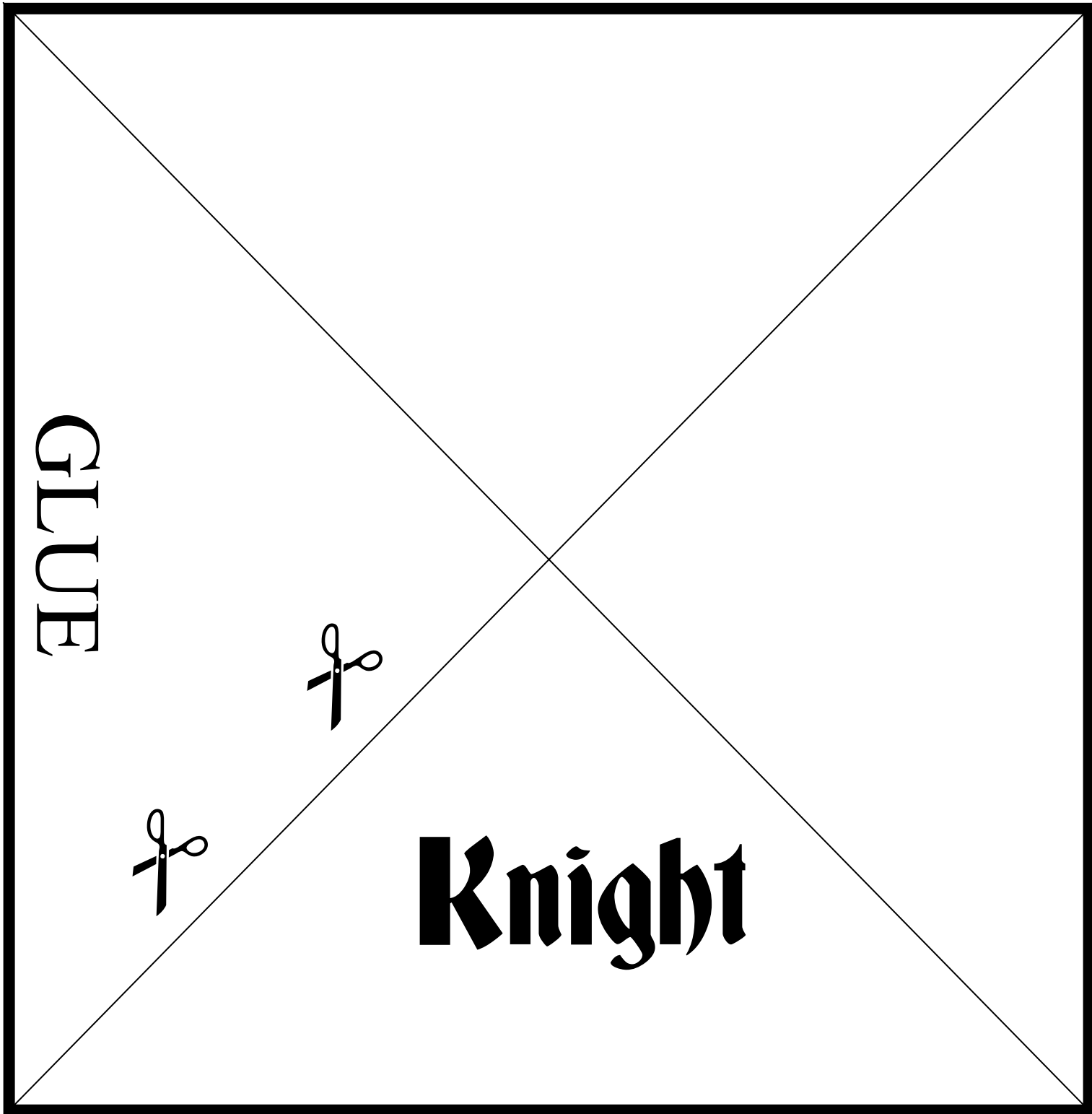
Squire



GLUE



**Becoming
a knight**



GLUE


Knight



At age 7, a boy goes to a castle to serve noblewomen. He learns manners, Latin, and other school subjects.



A knight pledges his loyalty to the king. He lives by a standard of honor and bravery. He must protect the king's castle if it is ever attacked.



At 21 years old, a man can become a knight. He takes a bath and stays awake all night praying and preparing for the ceremony. He will be given a sword, spurs, and a belt, and then he is dubbed a true knight.

At 14 years old, a boy can begin to serve knights — helping them put on armor and care for weapons. They begin to learn how to joust, to ride horses, and to fight.