


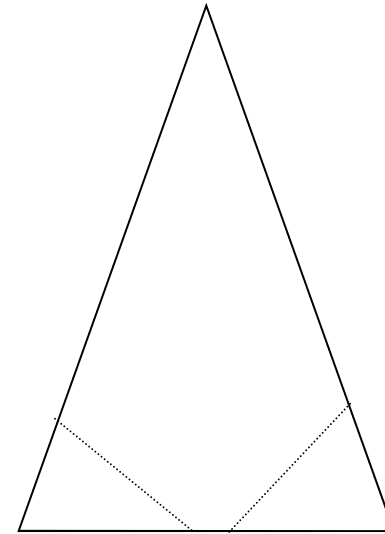
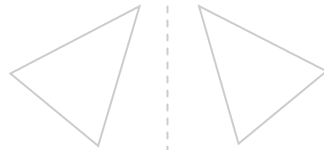
Rectangle 1

Glue next page here.



How Were
Iroquois Children
Punished?

Rectangle 2





Cut out the two rectangles and fold on dotted lines. Write facts about Longnose and other punishments inside rectangle # 1.

Prepare the Longnose pop-up:

Decorate the inside of rectangle 2 to represent the Longnose mask. Color the triangle/nose if desired. Cut out the triangle and fold in half from tip to bottom center. Fold back tabs (valley fold) on dotted lines and glue tabs to the card where indicated to form the nose of your mask. (See photo for help in placement.)

Assemble the book:

Glue the two folded rectangles together where indicated to form a multi-page book.