









Glue to next strip, if desired.



Cut out each strip. Glue as indicated if you wish to add the second strip. Fold like an accordion and paste back of last piece to your lapbook. Use this component to count by 3s with your student.

Count by Three!