

Cut on solid lines. Mountain fold on dotted lines. Cut out bulb picture and glue inside book below closed flaps. Under each flap, write the name of each bulb part.

Answer key:

F - solid stem; B - flower bud; S - leaf-bases

Clipart courtesy of <http://etc.usf.edu/clipart>

F

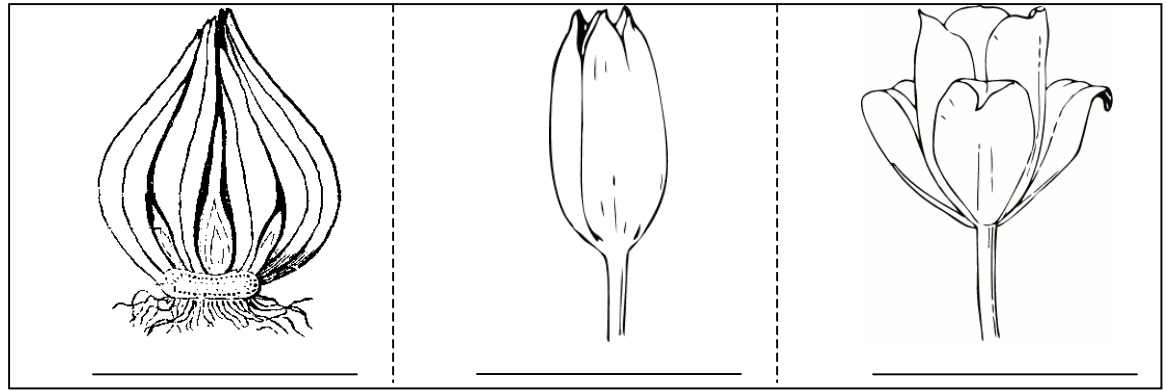
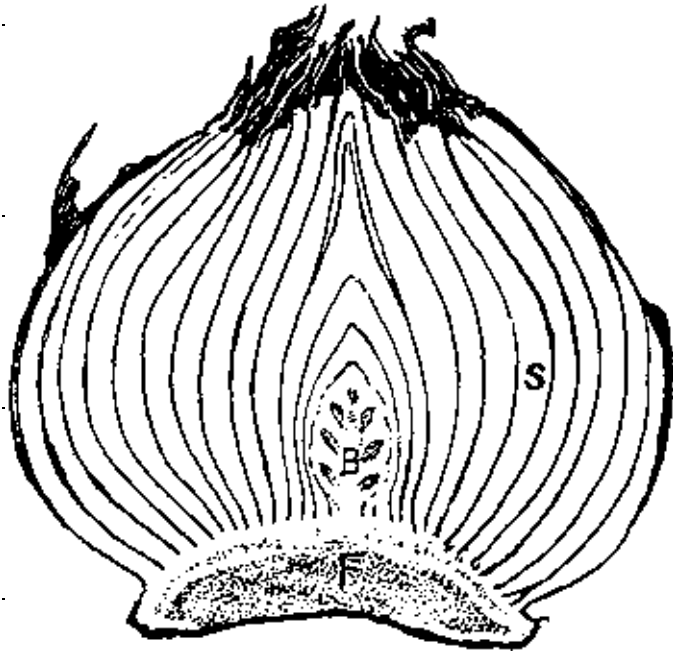
S

B




Parts
of a
Tulip Bulb






Cut out bi-fold on solid lines.
Valley fold on dotted lines. Glue
Tulip Parts graphic to cover.



Cut out pages on solid lines.
Stack smallest to largest and
staple at top.



Where do tulips grow?

LOCATION

What colors are the
blooms?

What kind of leaves?

(circle one)

Jagged
Smooth
Rounded

LEAVES AND BLOOMS

How do tulips grow?

When should the bulbs
be planted?

When will they bloom?

How long will the
blooms last?

LIFE CYCLE