

One Yummy  
Gingerbread Man

Eat one yummy leg.


Eat the other yummy leg.





Eat one tasty arm.

Eat the other tasty arm.

Eat the delicious head.

Crunch. Munch. Crunch.  
Yummy in your tummy!





Cut pages apart. Let your student decorate the five gingerbread patterns. Let your student rip the arm off of one. Glue that one to the first page. Let your student rip both arms off the second. Glue that to the next page. Continue ripping off body parts (lol) until your student has "eaten" the arms, legs, and head. Use the ripped parts on the last page (crunch...munch).

Have fun with this! :) Once the pages are finished, you can stack together and staple on the left side of the cover.