


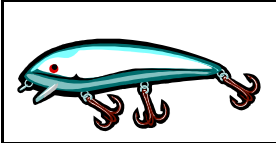

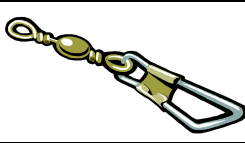
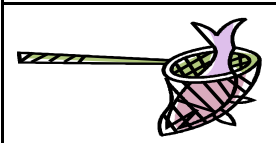








My Tackle Box

Instructions: Cut out along the outside lines . Glue the lid onto the tackle box on the glue strip. Label the tackle.

| | | | |
|---|---|--|---|
|  |  |  | G |
| | | | L |
|  |  |  | U |
| | | | E |
|  |  |  | H |
| | | | E |
|  |  |  | R |
| | | | E |



Answers: From top to bottom, left to right in each row.

| | | |
|-------------|---------------|-------------|
| Rod | reel and line | hook |
| crank | spoon | swivel |
| landing net | fly | keeping net |
| lures | live bait | sinkers |

